

# THE STATE OF THE CLEAN ENERGY BOOM

WITH INVESTMENTS UNDER THREAT, AMERICA SURPASSES 400,000 NEW CLEAN ENERGY JOBS ACROSS THE UNITED STATES

UPDATED: JANUARY 14, 2025

After two years of extraordinary growth, clean energy *is* American energy. With new federal investments, clean energy is not only booming, it has become central to state economies and integral to their energy supplies.

Thanks to these innovative energy industries, Americans have more energy choices than ever before. These industries are now part of the backbone of American manufacturing, and staples of American households.

Since these investments were enacted in August 2022, they have spurred the [highest levels of factory construction in American history](#), with more than 400,000 new jobs announced across the country. These jobs are building up entire supply chains here at home. These are no longer novel industries; they are growing to scale, allowing prices to fall dramatically, and saving Americans money on everything from utilities to their next car or truck.

America has always supported its energy industries, and to stay competitive globally, we need to continue investing in 21st-century industries. Repealing or gutting the federal investments that have allowed America to emerge as a world leader again would pull the rug out from under great American companies and the millions of Americans who work for them. Indeed, as repeal discussions proliferate with Republicans gaining control of Congress and the White House, it is noteworthy that a majority of new clean energy investments are in districts held by Republicans, and that half of the top 10 states for new clean energy jobs have been under Republican governors.

This report analyzes public announcements from the private sector since the passage of the clean energy plan to demonstrate the breadth and scale of the growing clean energy economy being built across the country. It also provides a breakdown of the data by state, sector, and congressional district, as well as analyses covering projects, jobs, and investments in rural areas and disadvantaged communities across America and in districts represented by Republican members of the House of Representatives.

## TABLE OF CONTENTS

Executive Summary: The Clean Energy Economic Boom	1
By Sector	6
By State	7
In House Republican Districts	21
In Disadvantaged Communities	27
In Rural Communities	32
Appendixes	37

## **MORE THAN 400,000 NEW JOBS ACROSS THE COUNTRY**

Companies announced and advanced **751** new clean energy projects totaling **406,007** new jobs and over **\$422 billion** in investments across **48** states and Puerto Rico between August 16, 2022, and December 31, 2024.

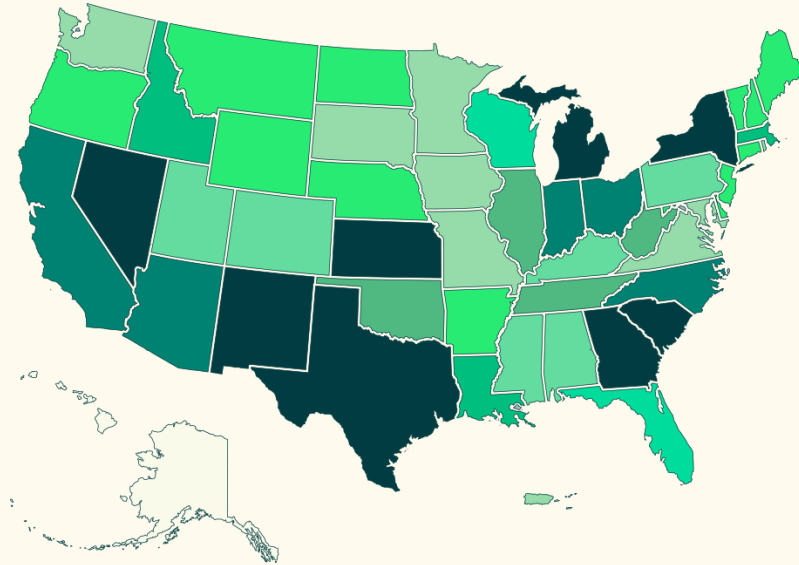
Plans include **244** new battery manufacturing sites, **165** new or expanded electric vehicle manufacturing facilities, and **213** solar and wind manufacturing plants. The majority of projects are in nine states — **Michigan, Texas, Georgia, California, South Carolina, Ohio, North Carolina, Arizona, and Tennessee.**

A bulk of the new clean energy projects are located in congressional districts represented by Republican members of the House of Representatives — totaling **216,322** new jobs and over **\$204.69 billion** in investment across **405** clean energy projects in **152** Republican-held districts.

In disadvantaged communities, **330** new clean energy projects have been announced since the passage of the clean energy plan, bringing **\$126.8 billion** in investment and **155,304** jobs to disadvantaged communities across **40** states.

Across rural America, **131** new clean energy projects have been announced since the passage of the clean energy plan, bringing **\$55.25 billion** in investment and **62,117** jobs to rural communities across **33** states.

## CLEAN ENERGY JOBS PER STATE UNDER THE CLEAN ENERGY PLAN



JOB PER STATE:	1-1,000	1,000-2,500	2,500-5,000	5,000-10,000	10,000-20,000	20,000+
----------------	---------	-------------	-------------	--------------	---------------	---------

The jobs being created across the country are good-paying opportunities for factory floor workers, electricians, mechanics, construction workers, technicians, support staff, and thousands of others. Clean energy jobs, many of them union jobs, [pay higher wages](#) and provide good benefits; research from the [Brookings Institution finds](#) that landing a clean energy job can result in an eight to 19 percent income increase. [75 percent of the new jobs](#) the clean energy plan will create don't require four-year degrees, meaning they're accessible to all Americans.

The transition to a clean energy economy is also benefiting union workers. The clean energy plan includes strong labor provisions and incentives to ensure these new clean energy jobs lead to careers that will truly sustain workers and their families. In November 2023, the [United Auto Workers ratified a new agreement](#) with Ford, Stellantis, and General Motors that guaranteed future EVs would be made in America with union labor. The new agreement also allows [workers at new and planned EV battery manufacturing plants](#) to join the UAW's master agreement, ensuring workers across the EV supply chain receive good pay and benefits. Unions outside of the auto industry are also benefiting from the clean energy plan. In December 2023, the International Brotherhood of Electrical Workers (IBEW) signed a project labor agreement to build the SunZia transmission line across Arizona and New Mexico, an opportunity that IBEW President Kenneth Cooper said would ["create good, middle-class jobs throughout the region."](#)

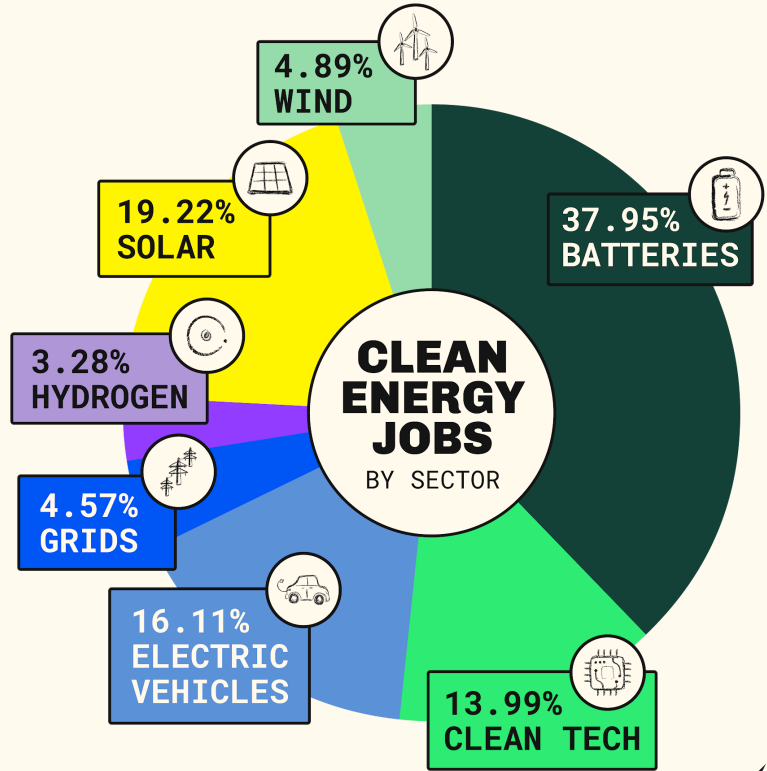
The project labor agreement follows an October 2023 [national tri-trade solar agreement](#) between the IBEW, the Laborers International Union of North America, and the International Union of Operating Engineers, which makes it easier for developers, contractors, and unions to bring more solar power online.

## THE CLEAN ENERGY ECONOMIC BOOM BY SECTOR

JOBS BY SECTOR			
SECTOR	# OF PROJECTS	NEW JOBS	NEW INVESTMENTS
BATTERIES	224	154,070	\$146,239,278,650
CLEAN TECHNOLOGY	75	56,782	\$155,105,800,000
ELECTRIC VEHICLES	165	65,420	\$39,039,935,000
GRID & TRANSMISSION	42	18,346	\$17,038,750,000
HYDROGEN	31	13,315	\$14,823,910,000
SOLAR	158	78,020	\$39,492,920,000
WIND	55	19,854	\$10,674,700,000

# 406,007 NEW CLEAN ENERGY JOBS

ANNOUNCED SINCE 2022 CLEAN ENERGY INVESTMENTS



DATA: CLIMATE POWER

## THE CLEAN ENERGY ECONOMIC BOOM BY STATE

States across the country have already benefited from the provisions of the national clean energy plan. Even [climate skeptics in Congress have touted the benefits of the law](#) and have celebrated clean energy project announcements in their districts because they now realize that the clean energy plan means big investments and new jobs in their communities. They also [increasingly recognize](#) that increasing energy demand in America will require major increases in supply to prevent escalating energy costs for consumers, which cannot be met without major increases in clean energy supply. Since August 2022, the clean energy plan has significantly benefited local economies and will provide family-sustaining wages in ZIP codes from coast to coast.

10 STATES WITH MAJORITY OF NEW JOBS			
STATE	# OF PROJECTS	NEW JOBS	NEW INVESTMENTS
GEORGIA	50	43,266	\$31,239,400,000
NEW YORK	24	28,979	\$115,467,500,000
TEXAS	61	26,476	\$17,168,900,000
MICHIGAN	74	26,352	\$27,840,060,000
SOUTH CAROLINA	39	21,786	\$15,320,650,000
NEVADA	20	21,703	\$15,504,822,049
KANSAS	5	21,077	\$4,241,700,000
NEW MEXICO	9	20,252	\$3,938,110,000
ARIZONA	30	18,703	\$12,753,600,000
NORTH CAROLINA	32	17,148	\$20,439,980,435

Below are a few snapshots of the clean energy boom in states across the country.

## ARIZONA

---

Arizona is becoming a battery manufacturing powerhouse. New clean energy projects have already spurred **\$12.75 billion** in investment and helped create or move forward over **18,703** good-paying clean energy jobs in the state. A few highlights in Arizona:

- Arizona is an increasingly important hub for battery manufacturing. After [pausing its initial plan](#) to open a battery facility in Queen Creek, LG Energy Solutions (LGES) announced it would [invest \\$5.6 billion](#) in the gigafactory following the passage of the clean energy plan. [LGES said](#) it was adjusting plans for the project in order to meet the growing demand for U.S.-made EV batteries that qualify for [the clean energy plan's tax credits](#). American Battery Factory also announced a [\\$1.2 billion investment](#) to build a lithium battery gigafactory in Tucson, which the company projects will [create 1,000 new jobs](#), and [Cirba Solutions announced](#) plans to build a new lithium-ion battery recycling facility in Eloy, citing new incentives from the clean energy plan.
- Arizona ranks [second in the nation for solar energy potential](#), and the industry is ramping up in the state. Longroad Energy is building two solar projects in Maricopa County, Sun Streams 3 and Sun Streams 4. [Longroad's CEO said](#) he believes the clean energy plan will enable future developments and benefit utilities and ratepayers. The projects are also benefiting union workers, with Sun Streams 4 [employing registered operators and carpenter apprentices](#) in order to benefit from additional incentives under the clean energy plan. In December 2024, Invenergy [broke ground](#) on the Hashknife Solar Center in Navajo County, which is expected to create [450 construction jobs](#) and a dozen permanent positions and will generate enough energy to power more than [110,000 homes](#) once operational.
- Solar manufacturing is also taking off in Arizona, with New East Solar announcing plans to create 300 jobs manufacturing solar panels in Phoenix thanks to the [“catalyst” of the clean energy plan](#). Meyer Burger first shared plans to build a solar manufacturing facility in 2021, but the plans stalled until the clean energy plan passed in August 2022, when the company confirmed plans to create 500 new solar manufacturing jobs in Goodyear to access expanded tax credits. In January 2024, Meyer Burger announced it would expand [production from 1.5 to 2 gigawatts](#) at the facility, and the company would hire 130 more workers to meet the growing demand for U.S.-manufactured solar panels.

**\$12.75 B**

INVESTMENTS IN  
CLEAN ENERGY PROJECTS



**18,703**

JOBS IN ARIZONA  
SINCE PASSAGE OF THE CLEAN ENERGY PLAN



## CALIFORNIA

---

California is a leader in the nation’s clean energy boom, with **46** new clean energy projects announced in the state since August 2022. These new clean energy projects have already spurred nearly **\$25.7 billion** in investment and helped create or move forward **9,591** good-paying clean energy jobs in the state. A few highlights in California:

- California is quickly becoming a hub for battery manufacturing. In October 2024, Sparkz opened the first domestic **lithium-ion cathode manufacturing facility** in Sacramento, which is set to **employ 500** by the end of 2025. Statevolt is another major player in California’s emerging battery economy, with the company planning to construct a **\$4 billion, 54 GWh lithium-ion manufacturing plant in Southern California** to produce EV batteries. Statevolt’s CEO called the clean energy plan a “**game-changer for the U.S. energy transition value chain,**” and the company is prioritizing a “hyperlocal” business model that seeks to create **good-paying jobs** in California’s Imperial Valley.
- California is also taking the lead in integrating innovative battery storage technologies into its electric grid. Pacific Gas & Electric Company (PG&E) received a **\$15 billion loan** from the U.S. Department of Energy under the **clean energy plan** to expand battery storage and hydropower generation. The loan will allow PG&E to upgrade infrastructure without raising rates for its customers. Nostromo Energy received a conditional \$305.54 million loan commitment from the U.S. Department of Energy to fund **Project IceBrick**, a network of 193 cold thermal energy storage installations at commercial buildings across California. The project expects to create **200 jobs** and help avoid **500,000 tons of carbon dioxide emissions**.
- California is fast becoming a hub for solar generation and manufacturing, with eleven new projects announced in the state since the passage of the clean energy plan. In March 2023, **Solar4America announced plans** to add 400 new jobs at its Sacramento manufacturing plant to meet increasing demand. **Caelux** and **SPI Energy** had previously shared plans to increase solar manufacturing in the state.

**\$25.69 B**

INVESTMENTS IN  
CLEAN ENERGY PROJECTS



**9,591**

JOBS IN CALIFORNIA  
SINCE PASSAGE OF THE CLEAN ENERGY PLAN

## GEORGIA

---

With bipartisan commitment, Georgia remains a leader in the nation's growing clean energy economy, with **50** new projects announced in the state since August 2022. These new clean energy projects have already spurred **\$31.24 billion** in investment and helped create or move forward over **43,266** good-paying clean energy jobs in the state. A few highlights in Georgia:

- Hyundai is leading the investment in Georgia's EV sector. The company is investing significantly in two gigafactories to build Hyundai and Kia EVs. The two sites, **a \$4 to \$5 billion factory with SK On** near Atlanta and **a \$4.3 billion plant** with LGES in Savannah, are set to create 6,500 jobs. In August 2023, Hyundai and LGES announced they would invest **an additional \$2 billion** in the Savannah facility to keep pace with record EV sales, adding 400 jobs. Hyundai's gigafactories are driving a cycle of investment in Georgia, as suppliers such as **Seoyon**, **DooWon**, and **Joon Georgia** have all announced plans to open manufacturing facilities in the state, creating thousands of jobs.
- Other EV manufacturers are expanding their plans in Georgia. Rivian will manufacture its EVs in the state after receiving a **\$6.57 billion conditional loan commitment** from the U.S. Department of Energy to support its planned manufacturing facility in Social Circle, which is expected to create **7,500 manufacturing jobs** by 2030 producing up to 400,000 EVs. Blue Bird Bus received an **\$80 million grant**, funded by the **clean energy plan**, to convert a prior manufacturing site for diesel-powered motorhomes to an **electric school bus manufacturing facility**. The new facility is expected to create **400 new, good-paying jobs** represented by the **United Steelworkers union**.
- Solar manufacturing in Georgia is also booming. Following **a statement** about how the clean energy plan would increase hiring, **QCells announced** it would more than double its Georgia manufacturing facilities, where the company has invested over \$2.5 billion, creating over 2,500 new jobs. Suniva also announced an expansion of its Norcross solar cell manufacturing facility, **adding 240 new jobs**, and SOLARCYCLE announced a \$334 million investment to manufacture solar glass in Cedartown, **creating 600 new jobs** that will use materials from retired panels to make new solar glass. In October 2024, SOLARCYCLE announced plans to open a **solar panel recycling facility** in the city, creating an additional **640 jobs** in the area recycling **2 million solar panels per year**.

**\$31.24 B**

INVESTMENTS IN  
CLEAN ENERGY PROJECTS



**43,266**

JOBS IN GEORGIA  
SINCE PASSAGE OF THE CLEAN ENERGY PLAN

## MICHIGAN

---

Michigan is leading all other states in the nation’s clean energy boom, with **74** new projects announced in the Mitten State since August 2022. These new clean energy projects have already spurred **\$27.84 billion** in investment and helped create or move forward over **26,352** good-paying clean energy jobs in the state. A few highlights in Michigan:

- Michigan’s battery manufacturing industry is booming. In October 2022, Michigan-based Our Next Energy (ONE) **announced it would invest** \$1.6 billion to establish a battery cell manufacturing plant in Van Buren Township. ONE's founder **called the clean energy plan** an “enormous gift” for the future of EVs. In September 2024, Cabot Corporation received a grant from the U.S. Department of Energy to open a **manufacturing plant** for EV battery-grade carbon nanotubes and conductive additives, supporting **85 jobs**. In September 2023, Fortescue Metals announced it would open a **marine battery pack manufacturing facility** in Detroit, with plans to create **600 jobs**. Fortescue’s CEO said the clean energy plan made the U.S. the “**most attractive place in the world**” for new investments in clean energy manufacturing.
- Michigan continues to grow as a hub for EV manufacturing. In July 2024, General Motors received a \$500 million **clean energy plan** grant to retool its **Lansing Grand River plant** for EV assembly, **retaining 650 union workers** at the facility. **Magna announced a \$526 million investment** across several expansion projects in October 2022, furthering Michigan’s status as the “home of the auto industry,” **according to Governor Whitmer**. In March 2023, Magna announced an additional \$100 million investment to open a new seating plant to supply General Motors’ EVs in Auburn Hills. The facility is expected to create **500 new jobs** represented by the **United Auto Workers**.
- EVs aren’t the only clean energy industry in the Mitten State seeing massive investment. In February 2024, Corning announced it would open a solar component manufacturing facility in Richland Township, **creating 1,151 new jobs** paying an average of \$28 per hour, 30% higher than the region’s median hourly wage. In May 2023, Nel Hydrogen announced plans to open a **gigawatt electrolyzer** manufacturing facility in Plymouth, a \$400 million investment that will employ over 500 people. The project will benefit from the **clean energy plan’s new tax credits** for clean hydrogen production.

**\$27.84 B**

INVESTMENTS IN  
CLEAN ENERGY PROJECTS



**26,352**

JOB IN MICHIGAN  
SINCE PASSAGE OF THE CLEAN ENERGY PLAN

## NEVADA

---

Nevada is becoming a central player in battery and solar manufacturing. **20** new clean energy projects have already spurred **\$15.5 billion** in investment and helped create or move forward **21,703** good-paying clean energy jobs in the state. A few highlights in Nevada:

- Nevada is a hub for battery materials manufacturing. In February 2023, Redwood Materials received a **\$2 billion loan commitment** from the U.S. Department of Energy to build and expand **its \$3.5 billion** battery materials recycling campus in McCarran. The project will create 3,400 good-paying union construction jobs and will employ approximately 1,600 full-time workers, including labor, technical staff, and on-site management. In addition, Redwood Materials **will hire** a construction workforce of union, minority, and/or woman-owned business enterprises. Other battery material companies are also investing in Nevada. Lilac Solutions received a **\$50 million Bipartisan Infrastructure Law funded grant** to expand the use of its lithium extraction technology in Fernley, creating **250 new jobs**, and Graphjet Technology announced plans to build an **artificial graphite production facility** in the state, which is expected to create **500 new jobs** and produce enough graphite for more than **100,000 EV batteries per year**.
- Battery manufacturers are also expanding in Nevada. In January 2023, Tesla announced a **\$3.6 billion expansion** of its gigafactory in Sparks, which is expected to create **6,500 new jobs**. In October 2024, Lyten announced plans to open a **lithium-sulfur gigafactory** in Reno, which was expected to employ **over 1,000 workers**. Lyten also planned to partner with local universities, community colleges, and Nevada Native American and Tribal members to **train workers** for the factory.
- Solar manufacturing is also growing in Nevada. In August 2023, Unimacts announced it hired **80 new employees** at its Las Vegas manufacturing facility, which produces components to enable solar panel rotation. **Unimacts' CEO said** the company would not have made the expansion without the clean energy plan's incentives. In January 2024, Unimacts announced **another expansion** in Nevada, sharing plans to open a **new manufacturing facility** with Nextracker in Sloan to produce torque tubes for solar panels. The new factory, which **opened** in June 2024, is expected to **create 200 new jobs**.

**\$15.5 B**

INVESTMENTS IN  
CLEAN ENERGY PROJECTS



**21,703**

JOBS IN NEVADA  
SINCE PASSAGE OF THE CLEAN ENERGY PLAN

## NEW YORK

---

New York is becoming a key hub for offshore wind and battery manufacturing. New clean energy projects have already spurred nearly **\$115.47 billion** in investment and helped create or move forward **28,979** good-paying clean energy jobs in the state. A few highlights in New York:

- New York is becoming a hub for clean energy manufacturing. In May 2023, GE [announced a \\$50 million investment](#) at its Schenectady wind manufacturing facility, creating 200 jobs. The facility produced its [first turbine](#) in November 2023, and when announcing the project, [GE said the clean energy plan](#) played an “important role” by “revitalizing the market, increasing demand for renewable energy, and enabling energy security and competitiveness.” Other offshore wind suppliers are also taking up shop in Schenectady, with both [Energy Hardware](#) and [Juniper Bach](#) announcing plans to open wind turbine component manufacturing facilities in the county. Solar manufacturers are also investing in New York, with Mitrex announcing plans for a [\\$342.9 million solar panel manufacturing facility](#) in Rochester that is expected to create [250 jobs](#).
- New York’s battery manufacturing industry has seen a similar boom in investment. In January 2023, [Zinc8 Energy Solutions announced a \\$68 million investment plan](#) to relocate its battery manufacturing facility and U.S. headquarters to the mid-Hudson region. General Motors also announced [a \\$68 million investment to upgrade its Rochester plant](#) for EV battery components, and [Electrovaya announced a \\$75 million investment](#) to open a gigafactory in Chautauqua County, which was expected to create 250 jobs.
- The Empire State is also seeing new jobs in heat pump manufacturing, with Energy Catalyst’s [plans to expand](#) its manufacturing operations in Watervliet, creating [50 new jobs](#). The company’s expansion includes a [dedicated facility](#) where Energy Catalyst will train disadvantaged youth and women business enterprise (WBE), minority business enterprise (MBE), and veteran business enterprise (VBE) contractors.

**\$115.47 B**

INVESTMENTS IN  
CLEAN ENERGY PROJECTS



**28,979**

JOBS IN NEW YORK  
SINCE PASSAGE OF THE CLEAN ENERGY PLAN

## NORTH CAROLINA

---

North Carolina is becoming a hub for EV battery and transmission manufacturing. New clean energy projects have already spurred **\$20.44 billion** in investment and helped create or move forward over **17,148** good-paying clean energy jobs in the state. A few highlights in North Carolina:

- EV manufacturing continues to grow in the Tar Heel state. Toyota now plans to **invest \$13.9 billion** in its Liberty EV battery manufacturing facility, more than 10 times the company's initial investment, with over \$10 billion in new funding announced since the clean energy plan's passage. EV charging manufacturers are also flocking to the state. In February 2023, Kempower **credited the clean energy plan** for the company's decision to build a \$41 million EV charging station manufacturing facility in Durham. In May 2023, EV charger manufacturer **Alpitronic announced plans** for a \$9.3 million tech and repair facility and headquarters in Charlotte, **creating 300 new jobs** with an average salary of over \$90,000. Atom Power announced two expansions at its EV chargers manufacturing facility in Huntersville since the clean energy plan passed, **investing a total of \$154 million** and **creating 375 new jobs** with an average salary of \$92,000.
- North Carolina is also becoming a hub for transmission manufacturing as well. In October 2024, MetOx was selected to receive a \$80 million grant from the U.S. Department of Energy for **Project Arch**, which will manufacture advanced transmission cable in Chatham County, supporting **over 300 jobs**. Siemens Energy also announced a **\$149.8 million investment to build large power transformers** in February 2024, creating **475 manufacturing jobs** in Mecklenburg County and **84 new jobs** in Raleigh.
- Battery manufacturing is growing across the Tar Heel state. In August 2024, Natron Energy announced plans to build a **sodium ion battery factory** in Edgecombe County to supply batteries for **EV fast chargers and microgrids**. The project was expected to create **1,000 new jobs** and grow the state's economy by **\$3.4 billion** over 12 years. Dai Nippon also announced a \$233 million investment to build lithium-ion battery pouches in Linwood, **creating 352 jobs** with annual salaries higher than the county average. Forge Nano planned to invest \$165 million in Wake County, creating **204 battery manufacturing jobs**, and Celgate **expanded its manufacturing site** in Charlotte, adding 100 new jobs manufacturing battery separators.

**\$20.44 B**

INVESTMENTS IN  
CLEAN ENERGY PROJECTS



**17,148**

JOBS IN NORTH CAROLINA  
SINCE PASSAGE OF THE CLEAN ENERGY PLAN

## OHIO

---

Ohio is quickly becoming a powerhouse for solar and EV manufacturing after decades of watching factories moving overseas. New clean energy projects have already spurred **\$10.48 billion** in investment and helped create or move forward over **14,304** good-paying clean energy jobs in the state. A few highlights in Ohio:

- Ohio's EV economy continues to grow thanks to the clean energy plan. [Honda and LG Energy Solutions announced a \\$4.4 billion investment](#) in an EV battery plant project in Fayette County, the largest direct private investment in Ohio's history, creating 2,200 jobs. In February 2024, Schaeffler announced it would open a new facility in Dover that was expected to [create 650 jobs](#) manufacturing electric car axles. Schaeffler expects the facility to benefit from the clean energy plan's incentives. In July 2024, Mobis North America received a \$32.6 million grant, [funded by the clean energy plan](#), to convert its Toledo manufacturing facilities to produce [plug-in hybrid vehicles](#). Mobis planned to use part of the funding to construct a new battery system assembly plant in Toledo, and the company [pledged to work](#) with local educational institutions and the United Auto Workers (UAW) Local 12 to create worker training pipelines.
- Ohio is also seeing massive new investments in solar manufacturing. In March 2023, [Invenergy announced a \\$600 million investment](#) to build one of the largest solar power manufacturing facilities in the U.S. in Pataskala, creating 850 good-paying jobs and further establishing Ohio as a solar manufacturing hub. And, in August 2022, First Solar announced plans to expand its manufacturing facilities in the state, creating at least [100 new manufacturing jobs](#). In a statement, [First Solar's CEO said the clean energy plan](#) "entrusted [the clean energy industry] with the responsibility of enabling America's clean energy future, and we must meet the moment."

**\$10.48 B**

INVESTMENTS IN  
CLEAN ENERGY PROJECTS



**14,304**

JOBS IN OHIO  
SINCE PASSAGE OF THE CLEAN ENERGY PLAN

## PENNSYLVANIA

---

Pennsylvania’s clean energy economy is bringing billions in new investments to the state. New clean energy projects have already spurred **\$1.33 billion** in investment and helped create or move forward **4,692** good-paying clean energy jobs in the state. A few highlights in Pennsylvania:

- Battery manufacturing is growing exponentially in Pennsylvania thanks to new investments. In August 2023, Eos Energy Enterprises announced Project American Made Zinc Energy (Project AMAZE), a **\$500 million investment** to expand its Turtle Creek battery manufacturing facility. Eos said the expansion, which will create **650 full-time jobs** and **50 union construction jobs**, was part of its strategy “to address increased long-duration energy storage demand driven by the Inflation Reduction Act.” In October 2023, Westinghouse announced it would **invest at least \$18 million** to open a facility to support the development of its transportable energy battery technology. The company’s eVinci Microreactor Development Facility in Allegheny County is expected to create **40 high-paying jobs**.
- EV manufacturing is also expanding in Pennsylvania. In July 2024, Harley Davidson received a **\$89 million grant** under the clean energy plan to help convert its York facility to manufacture electric motorcycles. The funding allowed the company to retain over 1,300 union jobs and add over 125 new positions at the facility.
- Pennsylvania is becoming a central producer of critical transmission technologies. In October 2024, Mainspring Energy was selected to enter negotiations for an **\$87 million grant award** from the U.S. Department of Energy to establish a manufacturing facility in Findlay Township to **manufacture linear generators** to help make the electricity sector carbon-free. The facility was expected to support 300 construction jobs and **600 manufacturing jobs**, in addition to 20 apprenticeships. In September 2024, Hitachi Energy announced an expansion of its high-voltage switchgear and breakers **manufacturing facility** in Mount Pleasant, creating **100 new jobs**. In April 2023, Prysmian announced a **\$22.5 million investment** to expand transmission conductor technology manufacturing in Williamsport after signing a supply agreement with Invenergy Transmission, who said the clean energy plan provided a “**stable policy landscape**” for sustainable energy solutions.

**\$1.33 B**

INVESTMENTS IN  
CLEAN ENERGY PROJECTS



**4,692**

JOBS IN PENNSYLVANIA  
SINCE PASSAGE OF THE CLEAN ENERGY PLAN




SOUTH CAROLINA

---

South Carolina is helping lead the country’s clean energy boom, with **39** new projects announced in the state since August 2022. In a state that has been devastated by textile mill closures, these new clean energy projects have already spurred **\$15.32 billion** in investment and helped create or move forward **21,786** good-paying clean energy jobs in the state. A few highlights in South Carolina:

- South Carolina’s EV economy is booming. In October 2022, BMW announced a **\$1 billion investment** in its Spartanburg campus to retool the factory for EV production and an additional **\$700 million investment** to produce EV batteries at a new factory in Woodruff. In 2023, Volvo announced it planned to add **1,300 jobs at its Ridgeville factory** to build its fully electric SUV and Volkswagen AG announced a \$2 billion investment to manufacture **Scout-branded EVs** in Blythewood, which was expected to create 4,000 new jobs. ABB E-Mobility called the clean energy plan a “**transformational investment**” in transportation electrification when announcing an expansion of its Columbia EV charger factory, which was expected to create 100 new jobs.
- Battery recycling companies are driving new investment in South Carolina, with Redwood Materials announcing a **\$3.5 billion investment** to build a battery materials campus in Ridgeville in December 2022, which was expected to create 1,500 new jobs. Redwood said the clean energy plan enabled it to invest at home and set the stage for the U.S. to become a “**global leader**” in **battery manufacturing**. In September 2024, American Battery Technology Company announced plans to open a battery recycling facility in South Carolina thanks to a grant **funded by the clean energy plan**. The facility was expected to create **300 jobs** and recycle **100,000 tons of battery material** per year.
- Battery manufacturers are also setting up shop in South Carolina. Envision AESC has drastically scaled its plans to manufacture batteries in South Carolina, with plans to invest **over \$3 billion** in a battery manufacturing facility that is expected to create **2,700 jobs**, nearly **quadrupling** the company’s initial plan to invest \$810 million in the factory. In February 2024, EnerSys announced a **\$500 million investment** to open a lithium-ion cell gigafactory in Greenville, which was expected to create **500 new jobs**. EnerSys was selected to enter into **award negotiations** with the U.S. Department of Energy for an award funded by the clean energy plan in September 2024.



## TENNESSEE

---

Deeply conservative Tennessee is fast becoming a manufacturing hub for battery and EV components thanks to the clean energy plan. New clean energy projects have already spurred **\$5.99 billion** in investment and helped create or move forward **7,527** good-paying clean energy jobs in the state. A few highlights in Tennessee:

- EV component suppliers are increasing their investments in Tennessee. In July 2023, Magna announced a **\$790 million investment** to open three new EV component manufacturing facilities in the state. The three new facilities will create a total of **1,300 new jobs** in Stanton and Lawrenceburg. In August 2023, Hanon Systems announced plans to open a **\$170 million factory** in Loudon to manufacture heating and ventilation components for EVs, creating 600 new jobs.
- Tennessee's battery industry is also booming. Since the passage of the clean energy plan, Daejin Advanced Materials announced a **\$10.2 million investment** in a new EV battery plant in Cumberland City, and battery manufacturer Ultium Cells announced a **\$275 million expansion** of its Spring Hill plant, creating 400 new jobs. LG Chem also announced plans to build a battery factory in Clarksville, creating 850 jobs. LG said it invested \$3 billion to build the plant in Tennessee **because of tax credits in the clean energy plan**.
- Battery input manufacturers are increasingly setting up shop in Tennessee. In December 2024, NOVONIX announced it was selected for a **\$754 million conditional loan commitment** from the U.S. Department of Energy for a synthetic graphite manufacturing plant in Chattanooga to supply EV batteries, creating **450 jobs**. NOVONIX had previously announced it would **expand its anode materials plant** at its Riverside facility, also in Chattanooga, creating **300 new jobs** at the site and further **diversifying the graphite supply chain**.

**\$5.99 B**

INVESTMENTS IN  
CLEAN ENERGY PROJECTS



**7,527**

JOBS IN TENNESSEE  
SINCE PASSAGE OF THE CLEAN ENERGY PLAN

## TEXAS

---

Texas is helping lead the country's clean energy boom, with the Lone Star State ranking third nationally with **61** new projects announced since August 2022. These new clean energy projects have already spurred **\$17.17 billion** in investment and created or moved forward over **26,476** good-paying clean energy jobs in the state. A few highlights in Texas:

- Solar manufacturing is booming in Texas. In November 2024, the Aspen Woods Group and Robert Rockefeller Standard Carbon announced plans to open a **solar manufacturing facility** in Stratford, which is expected to create **over 700 jobs**. Waarree also announced it would invest \$1 billion to open a solar manufacturing facility near Houston, **creating 1,500 new jobs**, and in September 2023, Sirius PV announced a **\$35 million investment** to open a solar manufacturing facility in Waller County, **creating 450 new jobs**. To meet the growing demand for **U.S.-manufactured solar panels** driven by the clean energy plan, PV Hardware announced it would open a 6GW solar factory in Texas. Additionally, SEG Solar announced a new residential solar project that will **bring 500 jobs to the state**, with more on the way as the company uses **savings from the clean energy plan's tax** credits to fund more manufacturing and support jobs.
- Companies are expanding their manufacturing of critical grid components in Texas. In April 2024, Eaton received two tax credits, funded by the clean energy plan, to expand its facilities in **El Paso and Nacogdoches**, where it manufactures electric breakers and voltage regulators. Thanks to the tax credits, Eaton expected to add **600 new jobs in El Paso** and **200 new jobs in Nacogdoches**.
- Texas is also becoming a hub for wind energy manufacturing. In November 2023, Carter Wind Turbines announced it would open a new manufacturing facility in Vernon, creating **300 new jobs**. Diligence Offshore Services is also investing \$1.23 billion to open an offshore wind support and manufacturing facility off the coast of Port Arthur, creating **4,000 construction jobs and 150 permanent jobs**.

**\$17.17 B**

INVESTMENTS IN  
CLEAN ENERGY PROJECTS



**26,476**

JOBS IN TEXAS  
SINCE PASSAGE OF THE CLEAN ENERGY PLAN

## WISCONSIN

---

Wisconsin's EV manufacturing and battery storage industries are seeing a surge in investments. New clean energy projects have already spurred **\$5.44 million** in investment in the state and helped create or move forward **2,512** good-paying clean energy jobs. A few highlights in Wisconsin:

- Wisconsin is becoming a hub for clean energy generation. In December 2024, Wisconsin Electric Power Company received a **\$2.5 billion conditional loan commitment** from the U.S. Department of Energy to finance the addition of **over 1,650 megawatts** of utility-scale renewable power generation and energy storage in Wisconsin without raising electricity costs. The loan commitment was offered under a new program **created by the clean energy plan**. Also in December 2024, the **Public Service Commission of Wisconsin** approved the Vista Sands Solar project in Portage County, which was projected to support **over 500 construction jobs** and generate **\$6.5 million per year in tax revenue** to the county and the towns of Grant and Plover. The project was expected to generate enough electricity for **over 200,000 Wisconsin homes** and offset more than **1.6 million metric tons of carbon dioxide emissions** in its first year of operations.
- EV manufacturing in Wisconsin has grown significantly since the clean energy plan's passage. In April 2023, ABB announced a **\$100 million investment** to build electric drive units for EVs in New Berlin, creating 100 new jobs. When making the announcement, **the company cited** increased confidence in the U.S. market driven by the clean energy plan. In May 2023, Ingeteam also announced it would add **100 new positions** to its Milwaukee EV charger manufacturing facility, bringing more **good-paying jobs** to the region.
- Solar manufacturing companies are also increasing their investment in Wisconsin. In August 2023, Siemens announced it would open a **solar component manufacturing facility** in Kenosha, creating over a dozen jobs to meet the growing demand **driven by the clean energy plan**.

**\$5.44 B**

INVESTMENTS IN  
CLEAN ENERGY PROJECTS



**2,512**

JOBS IN WISCONSIN  
SINCE PASSAGE OF THE CLEAN ENERGY PLAN

# THE CLEAN ENERGY BOOM IN HOUSE REPUBLICAN DISTRICTS

MORE THAN HALF OF NEW CLEAN ENERGY PROJECTS AND JOBS ARE LOCATED  
IN DISTRICTS REPRESENTED BY HOUSE REPUBLICANS

---

**More than half of clean energy projects** that have been announced or moved forward since the passage of the clean energy plan are located in districts represented by House Republicans. In many cases, they represent transformative investments that will provide thousands of good-paying jobs and serve as backbones of the local economies for years or decades to come. These investments were often made on the explicit premise of the 10-year stability embedded in the tax incentives passed in 2022, and will likely choose new locations overseas if those incentives are repealed, never to return.

An analysis of the **751** clean energy projects that have moved forward since the passage of the clean energy plan finds:

- More than half of all clean energy projects that have moved forward since the passage of the clean energy plan are in districts represented by House Republicans: **405** clean energy projects in total located in **152** congressional districts across the country.
- Projects in these districts will create **216,322** jobs and generate more than **\$204** billion in investments.
- In total, of the **152** Republican members of Congress with new clean energy projects in their districts, **140** of them voted against the clean energy plan on August 12, 2022. **11** of the **12** members who didn't take the vote are freshmen or second-term members and were not in Congress at the time of the vote. However, not a single member who was not in Congress at the time of the vote has said they supported the bill.

405 NEW CLEAN ENERGY PROJECTS IN 152 CONGRESSIONAL DISTRICTS REPRESENTED BY  
HOUSE REPUBLICANS ACROSS THE COUNTRY

---

The district represented by a Republican member of Congress with the highest number of new clean energy jobs is **Nevada's 2nd** congressional district, represented by Rep. **Mark Amodei**, with **14,960** new clean energy jobs. The second highest number of clean energy jobs is in **Georgia's 10th** congressional district, represented by Rep. **Mike Collins**, with **9,910** jobs.

<b>NEW JOBS IN CONGRESSIONAL DISTRICTS REPRESENTED BY REPUBLICANS</b>				
<b>DISTRICT</b>	<b>REPRESENTATIVE</b>	<b># OF PROJECTS</b>	<b>INVESTMENT \$</b>	<b># OF JOBS</b>
NV-2	REP. MARK AMODEI	7	\$11,176,322,049	14,960
GA-10	REP. MIKE COLLINS	5	\$6,711,000,000	9,910
NC-9	REP. RICHARD HUDSON	6	\$16,886,800,000	8,171
AZ-9	REP. PAUL GOSAR	5	\$1,665,600,000	7,940
OH-15	REP. MIKE CAREY	4	\$5,518,000,000	7,663
IN-5	REP. VICTORIA SPARTZ	8	\$8,989,000,000	7,342
GA-1	REP. BUDDY CARTER	9	\$7,813,500,000	7,300
OK-2	REP. JOSH BRECHEEN	6	\$3,650,000,000	6,545
ID-2	REP. MIKE SIMPSON	1	\$15,000,000,000	6,500
GA-11	REP. BARRY LOUDERMILK	4	\$7,840,000,000	6,152
GA-12	REP. RICK ALLEN	14	\$2,401,900,000	5,395
TX-14	REP. RANDY WEBER	2	\$2,230,000,000	5,247
SC-2	REP. JOE WILSON	6	\$2,198,200,000	4,941
WV-2	REP. RILEY MOORE	5	\$911,000,000	4,750
TX-22	REP. TROY NEHLS	1	\$6,000,000,000	4,600
AZ-5	REP. ANDY BIGGS	4	\$5,600,000,000	4,169
MI-7	REP. TOM BARRETT	5	\$3,535,000,000	4,125
SC-7	REP. RUSSELL FRY	2	\$3,140,000,000	3,569
VA-5	REP. JOHN MCGUIRE	7	\$1,424,600,000	3,298
OH-10	REP. MIKE TURNER	5	\$885,000,000	3,095
SC-5	REP. RALPH NORMAN	6	\$1,710,900,000	3,028
SC-3	REP. SHERI BIGGS	8	\$839,250,000	3,008
SC-1	REP. NANCY MACE	2	\$3,500,000,000	2,800
IN-2	REP. RUDY YAKYM	2	\$3,000,000,000	2,725
MI-2	REP. JOHN MOOLENAAR	5	\$2,442,700,000	2,625
MI-5	REP. TIM WALBERG	5	\$2,080,000,000	2,498
TX-13	REP. RONNY JACKSON	4	\$4,090,000,000	2,490
TX-10	REP. MICHAEL MCCAUL	5	\$1,060,000,000	2,085
MS-1	REP. TRENT KELLY	1	\$1,900,000,000	2,000
CO-3	REP. JEFF HURD	3	-	1,920
WA-4	REP. DAN NEWHOUSE	5	\$342,936,774	1,920
TX-31	REP. JOHN CARTER	4	\$210,500,000	1,905

WI-3	REP. DERRICK VAN ORDEN	3	\$2,370,000,000	1,850
MI-9	REP. LISA MCCLAIN	4	\$581,000,000	1,810
GA-14	REP. MARJORIE TAYLOR GREENE	3	\$503,000,000	1,750
IN-8	REP. MARK MESSMER	2	\$2,700,000,000	1,738
LA-3	REP. CLAY HIGGINS	3	\$1,156,000,000	1,710
IN-8	REP. BARRY MOORE	1	\$935,000,000	1,580
LA-3	REP. SCOTT DESJARLAIS	4	\$836,500,000	1,538
AL-1	REP. JULIA LETLOW	3	\$2,099,996,240	1,479
TN-7	REP. MARK GREEN	4	\$3,300,000,000	1,468
IL-16	REP. DARIN LAHOOD	1	\$3,200,000	1,450
IL-15	REP. MARY MILLER	3	\$1,129,000,000	1,367
OH-12	REP. TROY BALDERSON	3	\$707,515,014	1,350
SD-AL	REP. DUSTY JOHNSON	3	\$1,460,000,000	1,350
UT-3	REP. MIKE KENNEDY	3	\$12,000,000,000	1,300
LA-4	REP. MIKE JOHNSON	3	\$520,500,000	1,268
TN-3	REP. CHUCK FLEISCHMANN	2	\$914,000,000	1,250
TX-27	REP. MICHAEL CLOUD	1	\$1,000,000,000	1,250
MN-6	REP. TOM EMMER	2	\$1,000,000,000	1,241
NC-7	REP. DAVID ROUZER	1	\$649,900,000	1,200
GA-3	REP. BRIAN JACK	4	\$2,896,000,000	1,188
NC-14	REP. TIM MOORE	3	\$168,100,000	1,159
IA-1	REP. MARIANNETTE MILLER-MEEKS	3	-	1,100
SC-4	REP. WILLIAM TIMMONS	7	\$2,020,100,000	1,053
KY-5	REP. HAL ROGERS	1	\$1,000,000,000	1,020
WV-1	REP. CAROL MILLER	2	\$22,000,000	1,018
CO-4	REP. LAUREN BOEBERT	1	\$40,000,000	1,000
WY-AL	REP. HARRIET HAGEMAN	2	\$3,000,000,000	1,000
TN-8	REP. DAVID KUSTOFF	4	\$392,800,000	976
TN-5	REP. ANDY OGLES	3	\$363,000,000	941
MI-1	REP. JACK BERGMAN	3	\$706,000,000	934
TN-2	REP. TIM BURCHETT	3	\$176,600,000	790
PA-15	REP. GLENN THOMPSON	2	\$22,500,000	783
TX-8	REP. MORGAN LUTTRELL	2	\$60,000,000	775

TN-2	REP. BRETT GUTHRIE	4	\$1,772,000,000	731
PA-15	REP. SCOTT PERRY	3	\$14,200,000	725
OH-6	REP. MICHAEL RULLI	3	\$331,500,000	706
PA-16	REP. MIKE KELLY	2	\$253,600,000	630
PA-14	REP. GUY RESCHENTHALER	5	\$341,000,000	593
KY-1	REP. JAMES COMER	3	\$1,284,400,000	541
NY-23	REP. NICK LANGWORTHY	2	\$81,000,000	530
NC-10	REP. PAT HARRIGAN	4	\$181,610,435	525
AZ-2	REP. ELI CRANE	2	\$369,000,000	524
OK-5	REP. STEPHANIE BICE	1	-	500
TX-17	REP. PETE SESSIONS	2	\$83,700,000	495
MT-2	REP. TROY DOWNING	1	\$1,440,000,000	490
TX-36	REP. BRIAN BABIN	4	\$230,000,000	490
CO-8	REP. GABE EVANS	3	\$140,000,000	484
FL-4	REP. AARON BEAN	2	\$152,000,000	450
NC-6	REP. ADDISON MCDOWELL	2	\$109,600,000	450
ND-AL	REP. JULIE FEDORCHAK	3	\$768,025,927	450
AL-3	REP. MIKE ROGERS	5	\$219,275,000	410
AR-4	REP. BRUCE WESTERMAN	2	\$1,440,000,000	400
CO-5	REP. JEFF CRANK	1	\$880,000,000	400
TN-1	REP. DIANA HARSHBARGER	1	-	400
TX-5	REP. LANCE GOODEN	2	\$100,000,000	391
NC-8	REP. MARK HARRIS	1	\$233,000,000	352
MI-10	REP. JOHN JAMES	3	\$127,070,000	325
CA-48	REP. DARRELL ISSA	2	\$72,800,000	321
OK-1	REP. KEVIN HERN	1	\$620,000,000	320
FL-2	REP. NEAL DUNN	1	-	300
MS-4	REP. MIKE EZELL	1	\$115,000,000	300
TX-28	REP. WESLEY HUNT	1	-	300
TX-4	REP. PAT FALLON	2	\$66,000,000	300
AL-5	REP. DALE STRONG	3	\$164,700,000	270
TX-12	REP. CRAIG GOLDMAN	1	\$174,000,000	260
IN-6	REP. JEFFERSON SHREVE	1	\$75,000,000	250
TX-26	REP. BRANDON GILL	3	-	250



WI-5	REP. SCOTT FITZGERALD	2	\$120,700,000	250
AZ-6	REP. JUAN CISCOMANI	4	\$550,000,000	245
GA-7	REP. RICH MCCORMICK	1	-	240
MI-4	REP. BILL HUIZENGA	3	\$3,051,100,000	233
NJ-2	REP. JEFF VAN DREW	1	-	200
WI-8	REP. TONY WIED	2	-	200
IN-4	REP. JIM BAIRD	2	\$115,000,000	200
NJ-2	REP. DEREK SCHMIDT	1	\$37,000,000	185
UT-2	REP. CELESTE MALOY	2	\$10,000,000	172
KY-6	REP. ANDY BARR	3	\$2,044,000,000	167
OH-14	REP. DAVID JOYCE	2	\$605,000,000	160
VA-9	REP. MORGAN GRIFFITH	2	\$31,050,000	160
MN-8	REP. PETE STAUBER	2	\$10,000,000	148
CA-3	REP. KEVIN KILEY	1	\$1,500,000,000	140
IL-12	REP. MIKE BOST	3	\$477,800,000	140
MN-1	REP. BRAD FINSTAD	1	-	140
AR-3	REP. STEVE WOMACK	2	\$20,000,000	138
MO-7	REP. ERIC BURLISON	2	\$23,300,000	135
VA-1	REP. ROB WITTMAN	2	\$43,000,000	130
KY-4	REP. THOMAS MASSIE	1	\$93,500,000	122
OH-5	REP. BOB LATTA	1	-	120
OH-2	REP. DAVID TAYLOR	2	\$120,000,000	110
GA-9	REP. ANDREW CLYDE	1	\$37,000,000	104
AZ-8	REP. ABE HAMADEH	2	\$579,000,000	100
KS-1	REP. TRACEY MANN	1	-	100
TX-1	REP. NATHANIEL MORAN	1	-	100
WI-6	REP. GLENN GROTHMAN	1	-	100
AL-6	REP. GARY PALMER	3	\$6,200,000	91
NY-21	REP. ELISE STEFANIK	1	\$500,000,000	90
UT-4	REP. BURGESS OWENS	1	\$7,300,000	90
IN-9	REP. ERIN HOUCHIN	2	\$145,000,000	85
OK-4	REP. TOM COLE	1	-	85
AR-1	REP. ERIC CRAWFORD	1	-	80
OH-4	REP. JIM JORDAN	1	\$30,000,000	60

IN-3	REP. MARLIN STUTZMAN	2	\$532,000,000	50
MO-6	REP. SAM GRAVES	1	\$15,000,000	50
NC-11	REP. CHUCK EDWARDS	1	\$17,000,000	40
NC-5	REP. VIRGINIA FOXX	1	\$13,770,000	39
TN-6	REP. JOHN ROSE	3	\$5,500,000	35
OH-8	REP. WARREN DAVIDSON	2	\$30,000,000	30
NY-24	REP. CLAUDIA TENNEY	1	\$387,000,000	19
WI-1	REP. BRYAN STEIL	3	-	12
IA-4	REP. RANDY FEENSTRA	1	\$17,000,000	2
CA-23	REP. JAY OBERNOLTE	1	\$1,100,000,000	-
IA-2	REP. ASHLEY HINSON	1	-	-
MD-1	REP. ANDY HARRIS	1	\$2,370,000	-
MO-8	REP. JASON SMITH	1	-	-
NE-3	REP. ADRIAN SMITH	1	-	-
NJ-4	REP. CHRIS SMITH	1	\$1,070,000,000	-
OR-2	REP. CLIFF BENTZ	1	-	-
TX-19	REP. JODEY ARRINGTON	1	\$3,000,000	-
TX-23	REP. TONY GONZALES	1	\$23,000,000	-
TX-25	REP. ROGER WILLIAMS	1	-	-

# THE CLEAN ENERGY BOOM IN DISADVANTAGED COMMUNITIES

OVER \$126.8 BILLION IN CLEAN ENERGY INVESTMENT IS SPURRING  
155,304 JOBS IN DISADVANTAGED COMMUNITIES ACROSS THE U.S.

---

The clean energy plan is bringing good-paying jobs to where they're needed the most, especially in communities left behind by disappearing factory jobs in the past and energy communities that have seen jobs move over decades. By providing bonus tax credits to companies that [pay fair wages](#), use [registered apprenticeship programs](#), or [invest in communities](#) previously at the forefront of fossil fuel energy production, clean energy investments are creating economic opportunities in historically disadvantaged communities all across America. Of the total **751** new clean energy projects announced or advanced since August 2022, **330** projects are located in disadvantaged communities, representing **\$126.8 billion** in new investment and **155,304** new clean energy jobs.

This analysis defines “disadvantaged communities” as cities or counties where the median income, as reported in 2020 Census data, is below 200% of the federal poverty line. Our analysis includes public job and project announcements from the private sector since the passage of the clean energy plan to demonstrate the breadth and scale of the growing clean energy economy nationwide and the direct benefits for disadvantaged communities.

Specifically, this report finds:

- **38.25%** of new clean energy jobs, **30%** of investments, and **43.94%** of projects are located in disadvantaged communities across the United States.
- **330** projects located in disadvantaged communities across **40** states are creating **155,304** new clean energy jobs and **\$126.8 billion** in investment.
- Georgia, Michigan, and Texas are home to the highest number of jobs in disadvantaged communities.

**THE 155,304 (AND COUNTING) NEW CLEAN ENERGY JOBS IN  
DISADVANTAGED COMMUNITIES**

<b>NEW CLEAN ENERGY JOBS IN DISADVANTAGED COMMUNITIES – TOP TEN STATES</b>			
<b>STATE</b>	<b># OF PROJECTS</b>	<b>JOBS</b>	<b>INVESTMENT \$</b>
GEORGIA	30	18,356	\$4,757,400,000
MICHIGAN	35	17,903	\$13,767,090,000
TEXAS	18	16,182	\$13,442,700,000
SOUTH CAROLINA	30	14,466	\$12,822,350,000
OHIO	21	11,419	\$8,172,815,014
INDIANA	14	8,870	\$11,916,000,000
NORTH CAROLINA	15	8,448	\$14,840,480,435
OKLAHOMA	7	6,620	\$4,270,000,000
CALIFORNIA	8	5,355	\$6,406,500,000
LOUISIANA	13	5,144	\$4,986,496,240

**THE CLEAN ENERGY BOOM IN DISADVANTAGED COMMUNITIES – BY  
SECTOR**

<b>NEW CLEAN ENERGY PROJECTS IN DISADVANTAGED COMMUNITIES - BY SECTOR</b>			
<b>SECTOR</b>	<b>PROJECTS</b>	<b>JOBS</b>	<b>INVESTMENT \$</b>
BATTERIES	103	68,359	\$73,959,091,689
CLEAN TECHNOLOGY	38	17,190	\$10,048,500,000
ELECTRIC VEHICLES	79	25,988	\$12,293,565,000
GRID & TRANSMISSION	19	3,340	\$802,250,000
HYDROGEN	10	7,675	\$11,290,200,000
SOLAR	58	24,213	\$12,659,150,000
WIND	23	8,539	\$5,746,000,000

## CLEAN ENERGY JOBS IN DISADVANTAGED COMMUNITIES – BY CONGRESSIONAL DISTRICT

146 congressional districts across 40 states have new clean energy jobs in disadvantaged areas. A majority of projects (222), jobs (110,187), and investments (\$96.97 billion) in disadvantaged areas are in districts represented by Republican members of Congress.

CONGRESSIONAL DISTRICTS WITH THE LARGEST NUMBER OF JOBS IN DISADVANTAGED AREAS				
DISTRICT	REPRESENTATIVE	PARTY	# OF JOBS	INVESTMENT \$
GA-2	REP. SANFORD BISHOP	D	8,300	\$1,200,000,000
OH-15	REP. MIKE CAREY	R	7,463	\$5,400,000,000
IN-5	REP. VICTORIA SPARTZ	R	6,642	\$8,489,000,000
OK-2	REP. JOSH BRECHEEN	R	6,215	\$3,650,000,000
GA-12	REP. RICK ALLEN	R	5,395	\$2,401,900,000
TX-14	REP. RANDY WEBER	R	5,247	\$2,230,000,000
TX-22	REP. TROY NEHLS	R	4,600	\$6,000,000,000
CA-25	REP. RAUL RUIZ	D	4,380	\$5,850,000,000
NC-9	REP. RICHARD HUDSON	R	3,571	\$11,886,800,000
SC-7	REP. RUSSELL FRY	R	3,569	\$3,140,000,000

### COMMUNITY HIGHLIGHTS

#### YUMA COUNTY, ARIZONA

Yuma County has the highest unemployment rate in the state of Arizona, with [14.8% of its residents unemployed](#) as of October 2023. The county, located near the California-Arizona border, is heavily reliant on the agricultural industry, driving [seasonal unemployment](#) spikes. New clean energy investments are driving economic diversification and creating good-paying, permanent jobs in the county, where the median household income is \$48,790.

For example, EVelocity Energy is [investing](#) \$200 million in a solar-powered cobalt sulfate production facility in Yuma County, the first in the U.S. Gil Michel-Garcia, EVelocity Energy’s co-founder, said the clean energy plan was [“critical” to accelerating the domestic battery supply chain](#). The new facility will create more than 360 jobs in the county, and EVelocity

Energy is [partnering with Arizona Western College](#) to provide free worker training programs for the company's employees.

#### NORTHWEST GEORGIA

---

Dalton, Georgia, once [produced 75%](#) of the world's carpets. However, the region and the carpeting industry took a [huge hit](#) during the 2009 recession, and the industry never fully bounced back. Thanks to the clean energy plan, the region is becoming a hub for solar manufacturing.

Since the clean energy plan was signed into law, QCells has announced multiple major investments to expand solar manufacturing in northwest Georgia. In January 2023, QCells announced it would invest more than [\\$2.5 billion](#) to expand solar cell manufacturing, including building a new facility in Cartersville and adding a third facility to its Dalton location. QCells estimated the expansions would create more than [2,500 jobs](#) in the region, paying up to [\\$30 an hour](#). Solar glass manufacturer Solarcycle announced a \$334 million investment in nearby Cedartown to support QCells' manufacturing operations, creating 600 more manufacturing jobs in the region. Solarcycle's CEO, Suvi Sharma, said the plant would ["bring hundreds of good-paying jobs to Georgia and help the industry in its goals to build fully American-made clean energy solutions."](#)

#### BAY CITY, MICHIGAN

---

Bay City, located in Mid-Michigan, has struggled to create good-paying jobs in the past decade. The city was devastated by the auto industry's decline; the local General Motors manufacturing plant employed [only a fraction of the workers that it did](#) at its peak. Bay City's economy was also hurt by the closure of nearby coal plants. However, now new clean energy investments in Bay City are creating good-paying jobs and revitalizing the region's auto manufacturing sector while providing vital inputs for the domestic electric vehicle (EV) supply chain.

In February 2024, SK Siltron CSS received a \$544 million conditional loan commitment from the Department of Energy to expand its [silicon carbide wafer](#) manufacturing facility in Bay City. The facility, which produces silicon carbide (SiC) wafers for power electronics in EVs, is [projected to be](#) among the top five manufacturers of SiC wafers globally thanks to expanded production made possible by the DOE loan. Terry Spencer, Monitor Township Supervisor, [lauded the investment](#), saying "We need to encourage investments like SK Siltron" to help the town keep workers.

In addition, in June 2023, Mersen USA announced a \$71 million [investment](#) to expand its Bay City manufacturing facility with [four new buildings](#), creating [70 new jobs](#). Mersens' announcement followed a [\\$1.6 billion expansion](#) of Bay Carbon's manufacturing facility,

further demonstrating the resurgence of investments in Bay City. The facility manufactures carbide-coated graphite components, which are crucial to the [silicon chips used in EVs](#). Newly elected Congresswoman Kristen McDonald Rivet, who represented Bay City in the State Senate at the time, praised the investment, noting that it would create [good-paying jobs](#) for the city.

#### TURTLE CREEK, PENNSYLVANIA

---

For decades, Turtle Creek's economy was centered around the East Pittsburgh Westinghouse factory, which [employed more than 20,000 after World War II](#). When Westinghouse moved production in the 1980s, it left Turtle Creek with [few economic opportunities](#), as demonstrated by the town's low median income.

The clean energy plan is driving a manufacturing revitalization in the town and creating good-paying jobs. In August 2023, Eos Energy Enterprises announced [Project American Made Zinc Energy \(AMAZE\)](#), a \$500 million expansion of its Turtle Creek manufacturing facility located at the site of Westinghouse's old campus. Eos said the project is part of its strategy "to address increased long-duration energy storage demand driven by the Inflation Reduction Act." The expansion will create approximately [650 full-time jobs](#) and 50 union contractor construction jobs, and Eos is working with local school districts and community colleges to attract a strong local workforce. Beyond bringing new jobs to Turtle Creek, Eos is also helping develop [new STEM programs](#) for local high schools and exploring options to [stabilize Turtle Creek's electric grid](#), further benefiting the community.

#### WALLER COUNTY, TEXAS

---

Waller County, Texas, has a higher poverty rate than the rest of the Houston area, with 18% of its residents living below the poverty line. Waller County's economy has been [dependent on the boom and bust cycle](#) of the oil industry, but new clean energy investments in the county are creating good-paying clean energy jobs in more stable industries. Solar energy manufacturer Waaree is making a [\\$1 billion investment in Waller County](#). The company is opening a 3 GW panel manufacturing facility to meet the growing demand for U.S.-manufactured solar panels that [qualify for clean energy plan tax credits](#). The facility will create more than [1,500 clean energy jobs](#) in the county. In June 2023, Elin Energy announced a \$35 million investment to open a solar panel manufacturing facility, [creating 450 jobs](#) in Brookshire.

# THE CLEAN ENERGY BOOM IN RURAL COMMUNITIES

OVER \$55.25 BILLION IN CLEAN ENERGY INVESTMENT IS SPURRING 62,117 JOBS IN RURAL COMMUNITIES ACROSS THE U.S.

Since the passage of the clean energy plan, companies have invested in new clean energy projects across the country, including in rural communities across 31 states. This analysis defines “rural communities” as counties in which at least 50% of the population lives in a rural area, per the 2020 Census. Of the total 751 new clean energy projects announced or advanced since August 2022, **131** projects are located in rural communities, representing **\$55.25 billion** in new investment and **62,117** new clean energy jobs.

This analysis includes public announcements from the private sector since the passage of the clean energy plan to demonstrate the breadth and scale of the growing clean energy economy being built nationwide and the direct benefits for rural communities. Specifically, this report finds:

- **15.3%** of new clean energy jobs and **17.44%** of projects with location data available are located in rural communities across the United States.
- **131** projects located in rural communities across **33** states are creating over **62,117** new clean energy jobs and **\$55.25** billion in investment.
- North Carolina, Oklahoma, and South Carolina are home to the highest number of new clean energy jobs in rural communities.

## THE 62,117 (AND COUNTING) NEW CLEAN ENERGY JOBS IN RURAL AMERICA

NEW CLEAN ENERGY JOBS IN RURAL COMMUNITIES – TOP 10 STATES			
STATE	# OF PROJECTS	NEW JOBS	NEW INVESTMENTS
NORTH CAROLINA	10	9,349	\$17,169,810,435
OKLAHOMA	4	5,715	\$2,450,000,000
SOUTH CAROLINA	13	4,986	\$3,319,100,000
TEXAS	11	3,955	\$1,060,000,000



GEORGIA	14	3,579	\$2,250,300,000
VIRGINIA	9	3,478	\$1,491,150,000
OHIO	3	3,163	\$1,105,000,000
WEST VIRGINIA	2	3,118	\$22,000,000
KENTUCKY	5	3,092	\$4,024,900,000
MICHIGAN	6	2,886	\$5,835,000,000

### THE CLEAN ENERGY BOOM IN RURAL COMMUNITIES – BY SECTOR

The clean energy plan isn't just driving jobs and investment in solar and wind energy projects across rural America but is also turbocharging all types of clean energy technologies in these communities. The rural clean energy boom includes renewable energy, electric vehicles, battery production, and projects to strengthen the electric grid — revitalizing small towns and boosting their economies. Plans include **39** new battery manufacturing sites, **19** new or expanded electric vehicle manufacturing facilities, **42** solar and wind manufacturing plants, and **18** clean technology projects.

NEW CLEAN ENERGY PROJECTS IN RURAL COMMUNITIES – BY SECTOR			
SECTOR	PROJECTS	JOB	INVESTMENT \$
BATTERIES	39	25,404	\$30,447,236,362
CLEAN TECHNOLOGY	18	4,866	\$3,482,200,000
ELECTRIC VEHICLES	10	1,461	\$314,550,000
GRID & TRANSMISSION	3	309	\$887,000,000
HYDROGEN	31	17,636	\$7,715,600,000
SOLAR	11	2,633	\$3,600,000,000

### RURAL CLEAN ENERGY JOBS IN CONGRESSIONAL DISTRICTS

**85** congressional districts across **33** states are home to new clean energy projects in rural areas. A majority of projects (**110**), jobs (**53,759**), and investments (**\$47.07** billion) in rural communities are represented by Republican members of Congress.

NEW CLEAN ENERGY JOBS IN RURAL COMMUNITIES – TOP 10 CONGRESSIONAL DISTRICTS				
DISTRICT	REPRESENTATIVE	PARTY	# OF JOBS	INVESTMENT \$
NC-9	REP. RICHARD HUDSON	R	8,171	\$16,886,800,000
OK-2	REP. JOSH BRECHEEN	R	5,715	\$2,450,000,000
VA-5	REP. JOHN MCGUIRE	R	3,298	\$1,424,600,000
OH-15	REP. MIKE CAREY	R	3,113	\$1,105,000,000
WV-2	REP. RILEY MOORE	R	3,000	-
MI-2	REP. JOHN MOOLENAAR	R	2,395	\$2,410,000,000
SC-3	REP. SHERI BIGGS	R	2,189	\$586,500,000
TX-10	REP. MICHAEL MCCAUL	R	2,085	\$1,060,000,000
MS-1	REP. TRENT KELLY	R	2,000	\$1,900,000,000
SC-5	REP. RALPH NORMAN	R	1,841	\$1,479,000,000

### COMMUNITY HIGHLIGHTS

#### PIEDMONT TRIAD, NORTH CAROLINA

During the 20th century, the Piedmont Triad’s economy was [centered on furniture and textile manufacturing](#). Between 1999 and 2009, a surge in imports caused the industry to lose [more than half of its jobs](#). The clean energy plan is helping revitalize the region by providing high-quality EV manufacturing jobs.

Toyota has repeatedly expanded plans for its EV manufacturing facility in Liberty, North Carolina since the clean energy plan was passed. In August 2022, Toyota announced an [additional \\$2.5 billion investment](#), creating an additional 350 manufacturing jobs at the facility, and announced another \$8 billion investment in October 2023, supporting [a further 3,000 jobs](#). Now, the project is estimated to create [more than 5,000 jobs](#) in total that [pay an average salary of \\$62,234](#), more than 60% higher than the average annual wage in Randolph County. These new investments have put Randolph County, which is 60% rural, [“on the cusp of a lot of opportunity,”](#) according to Randolph County’s Economic Development Director – demonstrating how clean energy investments are revitalizing rural communities.

## WEST POINT, GEORGIA

---

In July 2023, Kia announced an expansion of their existing plant in West Point, Georgia, to begin manufacturing EVs in the U.S. for the first time. West Point is located in both Harris County and Troup County, which are 97% and 45% rural, respectively. The **\$200 million investment** created 200 additional jobs with training at the **Kia Georgia Training Center**. The facility already **manufactures** over 40% of Kia vehicles sold in the U.S., and the addition of EVs will further increase the facility's output. The facility assembled its **first EV** in May 2024.

Before Kia announced it would open an auto manufacturing plant in 2006, West Point was on **a downward economic slide** driven by losses in the textile industry. The **city's Mayor celebrated the company's investments**, saying "By providing employment opportunities and fostering economic growth, Kia has helped to improve the livelihoods of many people in West Point." Today, Kia is continuing to drive investment and attract other companies in the EV supply chain to the area, including a **\$72 million Daesol Ausys facility** to produce EV interior components for Kia and Hyundai, which is expected to bring **165 new jobs** to the city.

## CLEARFIELD COUNTY, PENNSYLVANIA

---

In March 2024, Swift Current Energy received a **\$90 million grant** from the U.S. Department of Energy, funded by the Bipartisan Infrastructure Law, to construct the Mineral Basin Solar Project in Girard Township, Pennsylvania. Girard Township is located in Clearfield County, which is 61% rural, and the Mineral Basin Solar project is located on **former coal mine land**, demonstrating how former mining communities can harness the **benefits of clean energy**. The solar project is expected to **support 750 jobs** during construction, and once operational, it is expected to generate enough electricity to power **more than 70,000 homes**.

Swift Current has committed to ensuring the local community benefits from the project, which is estimated to generate **more than \$1.1 million in tax revenue** for the county, nearby townships, and the local school district. Swift Current also planned to invest **\$20 million in economic development programs**, including partnering with local organizations to create job training initiatives to develop the clean energy workforce of the future.

## METHODOLOGY

---

*This report analyzes public announcements from the private sector since the passage of the Inflation Reduction Act (clean energy plan) to demonstrate the breadth and scale of the clean energy economic boom happening all across the country. It tracks public announcements from the private sector between August 16, 2022, and December 31, 2024.*

*In this report, “disadvantaged communities” are defined as counties or Census-designated places where the median household income is less than 200% of the federal poverty line. This analysis is based on publicly available income data, (“Income in the past 12 months (in 2020 inflation-adjusted dollars),” [downloaded](#) on December 14, 2023, and the [2020 federal poverty threshold](#) for a four-person household.*

*In this report, “rural communities” are defined as counties in which at least 50% of the population is located in a “rural” area, according to the 2020 Census. This analysis is based on publicly available data (“County-level 2020 Census Urban and Rural Information for the U.S., Puerto Rico, and Island Areas sorted by state and county FIPS codes,” [downloaded](#) on September 11, 2023. The 2020 Census defines rural as all populations “not included in an urban area,” and defines urban areas as those with at least 2,000 housing units or a population of at least 5,000.*

## APPENDIXES

### DATA BY STATE: NEW CLEAN ENERGY INVESTMENTS ARE CREATING NEW JOBS ACROSS THE U.S.

BY THE NUMBERS			
STATE	PROJECTS	INVESTMENT	JOBS
ALABAMA	18	\$2,763,175,000	4,321
ARIZONA	30	\$12,753,600,000	18,703
ARKANSAS	5	\$1,460,000,000	618
CALIFORNIA	46	\$25,692,240,000	9,591
COLORADO	9	\$1,060,000,000	3,824
CONNECTICUT	5	\$34,600,000	345
DELAWARE	3	\$15,100,000	63
FLORIDA	7	\$603,000,000	2,460
GEORGIA	50	\$31,239,400,000	43,266
IDAHO	2	\$15,000,000,000	6,700
ILLINOIS	21	\$6,483,200,000	8,072
INDIANA	22	\$15,591,000,000	12,930
IOWA	5	\$17,000,000	1,102
KANSAS	5	\$4,241,700,000	21,077
KENTUCKY	15	\$7,478,700,000	4,686
LOUISIANA	17	\$6,263,696,240	6,173
MAINE	1	\$6,000,000	200
MARYLAND	7	\$377,370,000	1,065
MASSACHUSETTS	9	\$340,000,000	6,876
MICHIGAN	74	\$27,840,060,000	26,352
MINNESOTA	9	\$1,155,000,000	2,459
MISSISSIPPI	3	\$2,265,000,000	2,600
MISSOURI	6	\$470,562,211	1,485
MONTANA	1	\$1,440,000,000	490
NEBRASKA	1	-	-
NEVADA	20	\$15,504,822,049	21,703
NEW HAMPSHIRE	1	-	-
NEW JERSEY	4	\$1,148,600,000	300

NEW MEXICO	9	\$3,938,110,000	20,252
NEW YORK	24	\$115,467,500,000	28,979
NORTH CAROLINA	32	\$20,439,980,435	17,148
NORTH DAKOTA	3	\$768,025,927	450
OHIO	32	\$10,485,815,014	14,304
OKLAHOMA	9	\$4,270,000,000	7,450
OREGON	5	\$1,050,000,000	880
PENNSYLVANIA	19	\$1,330,300,000	4,692
PUERTO RICO	3	\$1,445,800,000	2,160
RHODE ISLAND	3	\$629,000,000	225
SOUTH CAROLINA	39	\$15,320,650,000	21,786
SOUTH DAKOTA	3	\$1,460,000,000	1,350
TENNESSEE	26	\$5,995,200,000	7,527
TEXAS	61	\$17,168,900,000	26,476
UTAH	9	\$12,167,300,000	4,162
VERMONT	1	\$0	12
VIRGINIA	16	\$2,365,150,000	4,296
WASHINGTON	7	\$512,936,774	1,990
WEST VIRGINIA	7	\$933,000,000	5,768
WISCONSIN	14	\$5,440,700,000	2,512
WYOMING	2	\$3,000,000,000	1,000
OTHER/NOT SPECIFIED	31	\$16,983,100,000	25,127
<b>TOTALS</b>	<b>751 PROJECTS</b>	<b>\$422 BILLION</b>	<b>406,007 JOBS</b>

**DATA BY STATE: NEW CLEAN ENERGY INVESTMENTS  
ARE CREATING JOBS ACROSS DISADVANTAGED COMMUNITIES**

<b>BY THE NUMBERS – DISADVANTAGED COMMUNITIES</b>			
<b>STATE</b>	<b>PROJECTS</b>	<b>INVESTMENT</b>	<b>JOBS</b>
ALABAMA	13	\$2,594,575,000	3,993
ARIZONA	9	\$4,479,000,000	3,319
ARKANSAS	5	\$1,460,000,000	618
CALIFORNIA	8	\$6,406,500,000	5,355

COLORADO	3	-	1,920
CONNECTICUT	2	\$7,000,000	200
DELAWARE	1	\$12,000,000	25
FLORIDA	2	\$431,000,000	1,700
GEORGIA	30	\$4,757,400,000	18,356
ILLINOIS	6	\$1,606,800,000	1,182
INDIANA	14	\$11,916,000,000	8870
IOWA	2	-	1,000
KANSAS	2	\$37,000,000	285
KENTUCKY	10	\$5,528,100,000	3,860
LOUISIANA	13	\$4,986,496,240	5,144
MAINE	1	\$6,000,000	200
MARYLAND	2	\$256,000,000	445
MASSACHUSETTS	1	-	80
MICHIGAN	35	\$13,767,090,000	17,903
MINNESOTA	2	-	158
MISSISSIPPI	3	\$2,265,000,000	2,600
MISSOURI	4	\$123,300,000	385
MONTANA	1	\$1,440,000,000	490
NEVADA	3	\$1,530,000,000	1,050
NEW MEXICO	2	\$159,000,000	600
NEW YORK	11	\$1,534,500,000	2,240
NORTH CAROLINA	15	\$14,840,480,435	8,448
OHIO	21	\$8,172,815,014	11,419
OKLAHOMA	7	\$4,270,000,000	6,620
OREGON	2	-	100
PENNSYLVANIA	14	\$1,156,300,000	2,916
RHODE ISLAND	2	\$100,000,000	225
SOUTH CAROLINA	30	\$12,822,350,000	14,466
SOUTH DAKOTA	1	\$1,460,000,000	1,090
TENNESSEE	17	\$2,332,200,000	5,018
TEXAS	18	\$13,442,700,000	16,182
UTAH	1	-	-
VIRGINIA	8	\$1,491,150,000	3,374

WEST VIRGINIA	6	\$933,000,000	2,768
WISCONSIN	3	\$475,000,000	700
<b>TOTALS</b>	<b>330 PROJECTS</b>	<b>\$126 BILLION</b>	<b>155,304 JOBS</b>

**DATA BY STATE: NEW CLEAN ENERGY INVESTMENTS  
ARE CREATING NEW JOBS ACROSS RURAL AMERICA**

<b>BY THE NUMBERS – RURAL COMMUNITIES</b>			
<b>STATE</b>	<b>PROJECTS</b>	<b>INVESTMENT</b>	<b>JOBS</b>
ALABAMA	4	\$2,173,000,000	2,620
ARIZONA	2	\$2,258,000,000	1,562
ARKANSAS	4	\$1,440,000,000	518
COLORADO	1	-	1,050
GEORGIA	14	\$2,250,300,000	3,579
ILLINOIS	4	\$477,800,000	540
INDIANA	4	\$2,060,000,000	1,240
IOWA	2	-	850
KENTUCKY	5	\$4,024,900,000	3,092
LOUISIANA	3	\$723,000,000	264
MAINE	1	\$6,000,000	200
MARYLAND	1	-	100
MICHIGAN	6	\$5,835,000,000	2,886
MINNESOTA	1	\$1,000,000,000	914
MISSISSIPPI	3	\$2,265,000,000	2,600
MISSOURI	1	-	-
NEVADA	2	\$17,000,000	950
NEW JERSEY	1	-	200
NEW YORK	3	\$955,000,000	609
NORTH CAROLINA	10	\$17,169,810,435	9,349
NORTH DAKOTA	1	\$318,025,927	450
OHIO	3	\$1,105,000,000	3,163
OKLAHOMA	4	\$2,450,000,000	5,715
PENNSYLVANIA	3	\$293,600,000	1,044



SOUTH CAROLINA	13	\$3,319,100,000	4,986
SOUTH DAKOTA	2	\$1,460,000,000	1,300
TENNESSEE	6	\$52,000,000	573
TEXAS	11	\$1,060,000,000	3,955
UTAH	1	\$1,000,000,000	500
VERMONT	1	-	12
VIRGINIA	9	\$1,491,150,000	3,478
WEST VIRGINIA	2	\$22,000,000	3,118
WISCONSIN	3	\$25,000,000	700
<b>TOTALS</b>	<b>131 PROJECTS</b>	<b>\$55 BILLION</b>	<b>62,117 JOBS</b>

**DATA BY CONGRESSIONAL DISTRICT: NEW CLEAN ENERGY INVESTMENTS ARE  
CREATING JOBS ACROSS AMERICA**

<b>BY THE NUMBERS – DISTRICTS REPRESENTED BY REPUBLICANS</b>				
<b>DISTRICT</b>	<b>MEMBER</b>	<b>NUMBER OF PROJECTS</b>	<b>TOTAL INVESTMENT</b>	<b>TOTAL JOBS</b>
AL-1	REP. BARRY MOORE	1	\$935,000,000	1,580
AL-3	REP. MIKE ROGERS	5	\$219,275,000	410
AL-5	REP. DALE STRONG	3	\$164,700,000	270
AL-6	REP. GARY PALMER	3	\$6,200,000	91
AZ-2	REP. ELI CRANE	2	\$369,000,000	524
AZ-5	REP. ANDY BIGGS	4	\$5,600,000,000	4,169
AZ-6	REP. JUAN CISCOMANI	4	\$550,000,000	245
AZ-8	REP. ABE HAMADEH	2	\$579,000,000	100
AZ-9	REP. PAUL GOSAR	5	\$1,665,600,000	7,940
AR-1	REP. ERIC CRAWFORD	1	-	80
AR-3	REP. STEVE WOMACK	2	\$20,000,000	138
AR-4	REP. BRUCE WESTERMAN	2	\$1,440,000,000	400
CA-3	REP. KEVIN KILEY	1	\$1,500,000,000	140
CA-23	REP. JAY OBERNOLTE	1	\$1,100,000,000	-
CA-48	REP. DARRELL ISSA	2	\$72,800,000	321
CO-3	REP. JEFF HURD	3	-	1,920
CO-4	REP. LAUREN BOEBERT	1	\$40,000,000	1,000

CO-5	REP. JEFF CRANK	1	\$880,000,000	400
CO-8	REP. GABE EVANS	3	\$140,000,000	484
FL-2	REP. NEAL DUNN	1	-	300
FL-4	REP. AARON BEAN	2	\$152,000,000	450
GA-1	REP. BUDDY CARTER	9	\$7,813,500,000	7,300
GA-3	REP. BRIAN JACK	4	\$2,896,000,000	1,188
GA-7	REP. RICH MCCORMICK	1	-	240
GA-9	REP. ANDREW CLYDE	1	\$37,000,000	104
GA-10	REP. MIKE COLLINS	5	\$6,711,000,000	9,910
GA-11	REP. BARRY LOUDERMILK	4	\$7,840,000,000	6,152
GA-12	REP. RICK ALLEN	14	\$2,401,900,000	5,395
GA-14	REP. MARJORIE TAYLOR GREENE	3	\$503,000,000	1,750
ID-2	REP. MIKE SIMPSON	1	\$15,000,000,000	6,500
IL-12	REP. MIKE BOST	3	\$477,800,000	140
IL-15	REP. MARY MILLER	3	\$1,129,000,000	1,367
IL-16	REP. DARIN LAHOOD	1	\$3,200,000	1,450
IN-2	REP. RUDY YAKYM	2	\$3,000,000,000	2,725
IN-3	REP. MARLIN STUTZMAN	2	\$532,000,000	50
IN-4	REP. JIM BAIRD	2	\$115,000,000	200
IN-5	REP. VICTORIA SPARTZ	8	\$8,989,000,000	7,342
IN-6	REP. JEFFERSON SHREVE	1	\$75,000,000	250
IN-8	REP. MARK MESSMER	2	\$2,700,000,000	1,738
IN-9	REP. ERIN HOUCHIN	2	\$145,000,000	85
IA-1	REP. MARIANNETTE MILLER-MEEKS	3	-	1,100
IA-2	REP. ASHLEY HINSON	1	-	-
IA-4	REP. RANDY FEENSTRA	1	\$17,000,000	2
KS-1	REP. TRACEY MANN	1	-	100
KS-2	REP. DEREK SCHMIDT	1	\$37,000,000	185
KY-1	REP. JAMES COMER	3	\$1,284,400,000	541
KY-2	REP. BRETT GUTHRIE	4	\$1,772,000,000	731
KY-4	REP. THOMAS MASSIE	1	\$93,500,000	122
KY-5	REP. HAROLD ROGERS	1	\$1,000,000,000	1,020
KY-6	REP. ANDY BARR	3	\$2,044,000,000	167

LA-3	REP. CLAY HIGGINS	3	\$1,156,000,000	1,710
LA-4	REP. MIKE JOHNSON	3	\$520,500,000	1,268
LA-5	REP. JULIA LETLOW	3	\$2,099,996,240	1,479
MD-1	REP. ANDY HARRIS	1	\$2,370,000	-
MI-1	REP. JACK BERGMAN	3	\$706,000,000	934
MI-2	REP. JOHN MOOLENAAR	5	\$2,442,700,000	2,625
MI-4	REP. BILL HUIZENGA	3	\$3,051,100,000	233
MI-5	REP. TIM WALBERG	5	\$2,080,000,000	2,498
MI-7	REP. TOM BARRETT	5	\$3,535,000,000	4,125
MI-9	REP. LISA MCCLAIN	4	\$581,000,000	1,810
MI-10	REP. JOHN JAMES	3	\$127,070,000	325
MN-1	REP. BRAD FINSTAD	1	-	140
MN-6	REP. TOM EMMER	2	\$1,000,000,000	1,241
MN-8	REP. PETE STAUBER	2	\$10,000,000	148
MS-1	REP. TRENT KELLY	1	\$1,900,000,000	2,000
MS-4	REP. MIKE EZELL	1	\$115,000,000	300
MO-6	REP. SAM GRAVES	1	\$15,000,000	50
MO-7	REP. ERIC BURLISON	2	\$23,300,000	135
MO-8	REP. JASON SMITH	1	-	-
MT-2	REP. TROY DOWNING	1	\$1,440,000,000	490
NE-3	REP. ADRIAN SMITH	1	-	-
NV-2	REP. MARK AMODEI	7	\$11,176,322,049	14,960
NJ-2	REP. JEFF VAN DREW	1	-	200
NJ-4	REP. CHRIS SMITH	1	\$1,070,000,000	-
NY-21	REP. ELISE STEFANIK	1	\$500,000,000	90
NY-23	REP. NICK LANGWORTHY	2	\$81,000,000	530
NY-24	REP. CLAUDIA TENNEY	1	\$387,000,000	19
NC-5	REP. VIRGINIA FOXX	1	\$13,770,000	39
NC-6	REP. ADDISON MCDOWELL	2	\$109,600,000	450
NC-7	REP. DAVID ROUZER	1	\$649,900,000	1,200
NC-8	REP. MARK HARRIS	1	\$233,000,000	352
NC-9	REP. RICHARD HUDSON	6	\$16,886,800,000	8,171
NC-10	REP. PAT HARRIGAN	4	\$181,610,435	525
NC-11	REP. CHUCK EDWARDS	1	\$17,000,000	40

NC-14	REP. TIM MOORE	3	\$168,100,000	1,159
ND-AL	REP. JULIE FEDORCHAK	3	\$768,025,927	450
OH-2	REP. DAVID TAYLOR	2	\$120,000,000	110
OH-4	REP. JIM JORDAN	1	\$30,000,000	60
OH-5	REP. BOB LATTA	1	-	120
OH-6	REP. MICHAEL RULLI	3	\$331,500,000	706
OH-8	REP. WARREN DAVIDSON	2	\$30,000,000	30
OH-10	REP. MIKE TURNER	5	\$885,000,000	3,095
OH-12	REP. TROY BALDERSON	3	\$707,515,014	1,350
OH-14	REP. DAVID JOYCE	2	\$605,000,000	160
OH-15	REP. MIKE CAREY	4	\$5,518,000,000	7,663
OK-1	REP. KEVIN HERN	1	\$620,000,000	320
OK-2	REP. JOSH BRECHEEN	6	\$3,650,000,000	6,545
OK-4	REP. TOM COLE	1	-	85
OK-5	REP. STEPHANIE BICE	1	-	500
OR-2	REP. CLIFF BENTZ	1	-	-
PA-10	REP. SCOTT PERRY	3	\$14,200,000	725
PA-14	REP. GUY RESCHENTHALER	5	\$341,000,000	593
PA-15	REP. GLENN THOMPSON	2	\$22,500,000	783
PA-16	REP. MIKE KELLY	2	\$253,600,000	630
SC-1	REP. NANCY MACE	2	\$3,500,000,000	2,800
SC-2	REP. JOE WILSON	6	\$2,198,200,000	4,941
SC-3	REP. SHERI BIGGS	8	\$839,250,000	3,008
SC-4	REP. WILLIAM TIMMONS	7	\$2,020,100,000	1,053
SC-5	REP. RALPH NORMAN	6	\$1,710,900,000	3,028
SC-7	REP. RUSSELL FRY	2	\$3,140,000,000	3,569
SD-AL	REP. DUSTY JOHNSON	3	\$1,460,000,000	1,350
TN-1	REP. DIANA HARSHBARGER	1	-	400
TN-2	REP. TIM BURCHETT	3	\$176,600,000	790
TN-3	REP. CHUCK FLEISCHMANN	2	\$914,000,000	1,250
TN-4	REP. SCOTT DESJARLAIS	4	\$836,500,000	1,538
TN-5	REP. ANDY OGLES	3	\$363,000,000	941
TN-6	REP. JOHN ROSE	3	\$5,500,000	35
TN-7	REP. MARK GREEN	4	\$3,300,000,000	1,468

TN-8	REP. DAVID KUSTOFF	4	\$392,800,000	976
TX-1	REP. NATHANIEL MORAN	1	-	100
TX-4	REP. PAT FALLON	2	\$66,000,000	300
TX-5	REP. LANCE GOODEN	2	\$100,000,000	391
TX-8	REP. MORGAN LUTTRELL	2	\$60,000,000	775
TX-10	REP. MICHAEL MCCAUL	5	\$1,060,000,000	2,085
TX-12	REP. CRAIG GOLDMAN	1	\$174,000,000	260
TX-13	REP. RONNY JACKSON	4	\$4,090,000,000	2,490
TN-14	REP. RANDY WEBER	2	\$2,230,000,000	5,247
TX-17	REP. PETE SESSIONS	2	\$83,700,000	495
TX-19	REP. JODEY ARRINGTON	1	\$3,000,000	-
TX-22	REP. TROY NEHLS	1	\$6,000,000,000	4,600
TX-23	REP. TONY GONZALES	1	\$23,000,000	-
TX-25	REP. ROGER WILLIAMS	1	-	-
TX-26	REP. BRANDON GILL	3	-	250
TX-27	REP. MICHAEL CLOUD	1	\$1,000,000,000	1,250
TX-31	REP. JOHN CARTER	4	\$210,500,000	1,905
TX-36	REP. BRIAN BABIN	4	\$230,000,000	490
TX-38	REP. WESLEY HUNT	1	-	300
UT-2	REP. CELESTE MALOY	2	\$10,000,000	172
UT-3	REP. MIKE KENNEDY	3	\$12,000,000,000	1,300
UT-4	REP. BURGESS OWENS	1	\$7,300,000	90
VA-1	REP. ROB WITTMAN	2	\$43,000,000	130
VA-4	REP. JOHN MCGUIRE	7	\$1,424,600,000	3,298
VA-9	REP. MORGAN GRIFFITH	2	\$31,050,000	160
WA-4	REP. DAN NEWHOUSE	5	\$342,936,774	1,920
WV-1	REP. CAROL MILLER	2	\$22,000,000	1,018
WV-2	REP. RILEY MOORE	5	\$911,000,000	4,750
WI-1	REP. BRYAN STEIL	3	-	12
WI-3	REP. DERRICK VAN ORDEN	3	\$2,370,000,000	1,850
WI-5	REP. SCOTT FITZGERALD	2	\$120,700,000	250
WI-6	REP. GLENN GROTHMAN	1	-	100
WI-8	REP. TONY WIED	2	-	200
WY-AL	REP. HARRIET HAGEMAN	2	\$3,000,000,000	1,000

**TOTALS****152 CONGRESSIONAL  
DISTRICTS****405  
PROJECTS****\$205 BILLION  
INVESTED****216,322  
JOBS****BY THE NUMBERS – DISTRICTS REPRESENTED BY DEMOCRATS**

<b>DISTRICT</b>	<b>MEMBER</b>	<b>NUMBER OF PROJECTS</b>	<b>TOTAL INVESTMENT</b>	<b>TOTAL JOBS</b>
AL-2	REP. SHOMARI FIGURES	3	\$1,233,000,000	1,070
AL-7	REP. TERRI SEWELL	2	\$205,000,000	400
AZ-4	REP. GREG STANTON	2	-	90
AZ-7	REP. RAÚL GRIJALVA	5	\$3,420,000,000	2,850
CA-2	REP. JARED HUFFMAN	3	\$331,500,000	-
CA-4	REP. MIKE THOMPSON	1	-	-
CA-6	REP. AMI BERA	2	-	900
CA-12	REP. LATEEFAH SIMON	2	-	140
CA-13	REP. ADAM GRAY	1	\$225,000,000	855
CA-14	REP. ERIC SWALWELL	2	\$700,000,000	800
CA-15	REP. KEVIN MULLIN	3	\$60,000,000	171
CA-17	REP. RO KHANNA	7	\$3,000,000	20
CA-19	REP. JIMMY PANETTA	1	\$41,300,000	690
CA-24	REP. SALUD CARBAJAL	3	\$425,600,000	-
CA-25	REP. RAUL RUIZ	3	\$5,850,000,000	4,380
CA-31	REP. GIL CISNEROS	1	\$24,000,000	21
CA-33	REP. PETE AGUILAR	1	-	-
CA-35	REP. NORMA TORRES	1	-	-
CA-42	REP. ROBERT GARCIA	1	-	450
CA-46	REP. LOU CORREA	1	-	200
CA-49	REP. MIKE LEVIN	1	\$13,000,000	115
CA-50	REP. SCOTT PETERS	1	-	-
CA-51	REP. SARA JACOBS	2	-	-
CO-7	REP. BRITTANY PETTERSEN	1	-	20
CT-3	REP. ROSA DELAURO	2	\$25,100,000	45
CT-4	REP. JAMES HIMES	2	\$7,000,000	200
CT-5	REP. JAHANA HAYES	1	\$2,500,000	100
DE-AL	REP. SARAH MCBRIDE	2	\$12,000,000	25

FL-9	REP. DARREN SOTO	1	\$431,000,000	1,200
FL-20	REP. SHEILA CHERFILUS-MCCORMICK	1	-	500
GA-2	REP. SANFORD BISHOP	4	\$1,200,000,000	8,300
GA-4	REP. HANK JOHNSON	2	\$118,000,000	1,500
GA-5	REP. NIKEMA WILLIAMS	1	-	-
GA-6	REP. LUCY MCBATH	1	\$19,000,000	200
IL-1	REP. JONATHAN JACKSON	1	\$2,000,000,000	2,600
IL-5	REP. MIKE QUIGLEY	1	-	200
IL-7	REP. DANNY DAVIS	3	\$2,500,000	110
IL-8	REP. RAJA KRISHNAMOORTHY	2	\$5,500,000	61
IL-9	REP. JAN SCHAKOWSKY	1	\$9,500,000	9
IL-10	REP. BRAD SCHNEIDER	1	\$5,700,000	30
IL-11	REP. BILL FOSTER	1	\$30,000,000	250
IL-13	REP. NIKKI BUDZINSKI	3	\$1,320,000,000	1,305
IL-17	REP. ERIC SORENSEN	1	\$1,500,000,000	550
IN-1	REP. FRANK MRVAN	2	-	300
IN-7	REP. ANDRE CARSON	1	\$35,000,000	240
KS-3	REP. SHARICE DAVIDS	3	\$4,204,700,000	20,792
LA-2	REP. TROY CARTER	5	\$1,231,200,000	737
LA-6	REP. CLEO FIELDS	2	\$906,000,000	884
ME-2	REP. JARED GOLDEN	1	\$6,000,000	200
MD-4	REP. GLENN IVEY	1	-	-
MD-5	REP. STENY HOYER	1	\$49,000,000	60
MD-6	REP. APRIL MCCLAIN DELANEY	2	\$70,000,000	560
MD-7	REP. KWEISI MFUME	2	\$256,000,000	445
MA-2	REP. JAMES MCGOVERN	1	-	-
MA-3	REP. LORI TRAHAN	4	\$140,000,000	256
MA-4	REP. JAKE AUCHINCLOSS	1	\$200,000,000	250
MA-6	REP. SETH MOULTON	1	-	-
MA-9	REP. BILL KEATING	2	-	6,370
MI-3	REP. HILLARY SCHOLTEN	3	\$133,500,000	325
MI-6	REP. DEBBIE DINGELL	8	\$2,084,590,000	3,440
MI-8	REP. KRISTEN MCDONALD RIVET	8	\$2,062,200,000	3,326
MI-11	REP. HALEY STEVENS	11	\$625,600,000	3,057

MI-12	REP. RASHIDA TLAIB	3	\$295,000,000	1,048
MI-13	REP. SHRI THANEDAR	5	\$317,800,000	1,395
MN-5	REP. ILHAN OMAR	2	-	260
MS-2	REP. BENNIE THOMPSON	1	\$250,000,000	300
MO-1	REP. WESLEY BELL	1	\$332,262,211	1,050
NV-3	REP. SUSIE LEE	4	-	568
NV-4	REP. STEVEN HORSFORD	5	\$1,626,000,000	1,270
NH-2	REP. MAGGIE GOODLANDER	1	-	-
NJ-3	REP. HERB CONAWAY	1	-	-
NM-1	REP. MELANIE STANSBURY	3	\$1,945,110,000	17,147
NM-2	REP. GABE VASQUEZ	4	\$249,000,000	955
NY-10	REP. DANIEL GOLDMAN	1	\$861,000,000	1,000
NY-14	REP. ALEXANDRIA OCASIO-CORTEZ	1	\$215,000,000	-
NY-19	REP. JOSH RILEY	2	\$83,600,000	545
NY-20	REP. PAUL TONKO	8	\$12,160,000,000	11,360
NY-22	REP. JOHN MANNION	1	\$100,000,000,000	13,500
NY-25	REP. JOE MORELLE	5	\$585,900,000	1,635
NY-26	REP. TIM KENNEDY	2	\$594,000,000	300
NC-1	REP. DONALD DAVIS	2	\$1,694,000,000	1,908
NC-2	REP. DEBORAH ROSS	3	\$101,000,000	1,115
NC-4	REP. VALERIE FOUSHEE	3	\$91,000,000	636
NC-12	REP. ALMA ADAMS	3	\$294,200,000	920
OH-1	REP. GREG LANDSMAN	1	\$150,000,000	60
OH-9	REP. MARCY KAPTUR	5	\$1,408,800,000	605
OH-11	REP. SHONTEL BROWN	1	-	45
OR-1	REP. SUZANNE BONAMICI	1	\$1,000,000,000	280
OR-3	REP. MAXINE DEXTER	1	\$43,000,000	-
OR-5	REP. JANELLE BYNUM	1	-	100
OR-6	REP. ANDREA SALINAS	1	\$7,000,000	500
PA-12	REP. SUMMER LEE	1	\$500,000,000	700
PA-17	REP. CHRIS DELUZIO	3	\$106,000,000	991
PR-AL	REP. PABLO HERNÁNDEZ	3	\$1,445,800,000	2,160
RI-1	REP. GABE AMO	1	\$100,000,000	125
RI-2	REP. SETH MAGAZINER	1	-	100



SC-6	REP. JIM CLYBURN	7	\$1,912,200,000	1,887
TN-9	REP. STEVE COHEN	1	\$6,800,000	129
TX-9	REP. AL GREEN	1	\$30,000,000	-
TX-16	REP. VERONICA ESCOBAR	1	\$71,000,000	600
TX-18	REP. SYLVESTER TURNER	3	\$330,000,000	806
TX-28	REP. HENRY CUELLAR	1	\$40,000,000	150
TX-30	REP. JASMINE CROCKETT	1	\$340,000,000	1,500
TX-32	REP. JULIE JOHNSON	2	\$31,000,000	363
TX-33	REP. MARC VEASEY	3	\$171,000,000	820
TX-35	REP. GREG CASAR	3	\$792,700,000	365
VT-AL	REP. BECCA BALINT	1	-	12
VA-3	REP. BOBBY SCOTT	3	\$688,500,000	487
VA-4	REP. JENNIFER MCCLELLAN	2	\$178,000,000	221
WA-1	REP. SUZAN DELBENE	1	-	-
WA-7	REP. PRAMILA JAYAPAL	1	\$170,000,000	70
WI-4	REP. GWEN MOORE	2	\$450,000,000	100
<b>TOTALS</b>	<b>112 CONGRESSIONAL DISTRICTS</b>	<b>254 PROJECTS</b>	<b>\$163 BILLION INVESTED</b>	<b>141,687 JOBS</b>

<b>TOP 20 CONGRESSIONAL DISTRICTS BY NEW JOBS</b>					
<b>DISTRICT</b>	<b>REPRESENTATIVE</b>	<b>PARTY</b>	<b># OF PROJECTS</b>	<b># OF JOBS</b>	<b>INVESTMENT \$</b>
KS-3	REP. SHARICE DAVIDS	D	3	20,792	\$4,204,700,000
NM-1	REP. MELANIE STANSBURY	D	3	17,147	\$1,945,110,000
NV-2	REP. MARK AMODEI	R	7	14,960	\$11,176,322,049
NY-22	REP. JOHN MANNION	D	1	13,500	\$100,000,000,000
NY-20	REP. PAUL TONKO	D	8	11,360	\$12,160,000,000
GA-10	REP. MIKE COLLINS	R	5	9,910	\$6,711,000,000
GA-2	REP. SANFORD BISHOP	D	4	8,300	\$1,200,000,000
NC-9	REP. RICHARD HUDSON	R	6	8,171	\$16,886,800,000
AZ-9	REP. PAUL GOSAR	R	5	7,940	\$1,665,600,000
OH-15	REP. MIKE CAREY	R	4	7,663	\$5,518,000,000
IN-5	REP. VICTORIA SPARTZ	R	8	7,342	\$8,989,000,000
GA-1	REP. BUDDY CARTER	R	9	7,300	\$7,813,500,000

OK-2	REP. JOSH BRECHEEN	R	6	6,545	\$3,650,000,000
ID-2	REP. MIKE SIMPSON	R	1	6,500	\$15,000,000,000
MA-9	REP. BILL KEATING	D	2	6,370	-
GA-11	REP. BARRY LOUDERMILK	R	4	6,152	\$7,840,000,000
GA-12	REP. RICK ALLEN	R	14	5,395	\$2,401,900,000
TX-14	REP. RANDY WEBER	R	2	5,247	\$2,230,000,000
SC-2	REP. JOE WILSON	R	6	4,941	\$2,198,200,000
WV-2	REP. RILEY MOORE	R	5	4,750	\$911,000,000

<b>TOP 20 CONGRESSIONAL DISTRICTS BY NEW INVESTMENTS</b>					
<b>DISTRICT</b>	<b>REPRESENTATIVE</b>	<b>PARTY</b>	<b># OF PROJECTS</b>	<b># OF JOBS</b>	<b>INVESTMENT \$</b>
NY-22	REP. JOHN MANNION	D	1	13,500	\$100,000,000,000
NC-9	REP. RICHARD HUDSON	R	6	8,171	\$16,886,800,000
ID-2	REP. MIKE SIMPSON	R	1	6,500	\$15,000,000,000
NY-20	REP. PAUL TONKO	D	8	11,360	\$12,160,000,000
UT-3	REP. MIKE KENNEDY	R	3	1,300	\$12,000,000,000
NV-2	REP. MARK AMODEI	R	7	14,960	\$11,176,322,049
IN-5	REP. VICTORIA SPARTZ	R	8	7,342	\$8,989,000,000
GA-11	REP. BARRY LOUDERMILK	R	4	6,152	\$7,840,000,000
GA-1	REP. BUDDY CARTER	R	9	7,300	\$7,813,500,000
GA-10	REP. MIKE COLLINS	R	5	9,910	\$6,711,000,000
TX-22	REP. TROY NEHLS	R	1	4,600	\$6,000,000,000
CA-25	REP. RAUL RUIZ	D	3	4,380	\$5,850,000,000
AZ-5	REP. ANDY BIGGS	R	4	4,169	\$5,600,000,000
OH-15	REP. MIKE CAREY	R	4	7,663	\$5,518,000,000
KS-3	REP. SHARICE DAVIDS	D	3	20,792	\$4,204,700,000
TX-13	REP. RONNY JACKSON	R	4	2,490	\$4,090,000,000
OK-2	REP. JOSH BRECHEEN	R	6	6,545	\$3,650,000,000
MI-7	REP. TOM BARRETT	R	5	4,125	\$3,535,000,000
SC-1	REP. NANCY MACE	R	2	2,800	\$3,500,000,000
AZ-7	REP. RAÚL GRIJALVA	D	5	2,850	\$3,420,000,000
TN-7	REP. MARK GREEN	R	4	1,468	\$3,300,000,000