

# THE CLEAN ENERGY BOOM

## IN COMMUNITIES OF COLOR

A MAJORITY OF NEW CLEAN ENERGY PROJECTS AND JOBS ARE IN COMMUNITIES OF COLOR

Since the landmark Inflation Reduction Act (IRA) became law in August 2022, companies are racing forward with massive investments to build our clean energy future. New manufacturing in wind, solar, batteries, and electric vehicles — along with storage projects across the country — means new, good-paying jobs for hard-working Americans. In the months since the landmark climate and clean energy investments became law, clean energy companies have announced or moved forward with 191 projects accounting for **more than 140,000 new clean energy jobs** for electricians, mechanics, construction workers, technicians, support staff, and many others. 129 of these projects are located in areas with sizeable communities of color, bringing more than **85,000 new jobs to communities of color** across the United States – from Arizona to Rhode Island. As the largest U.S. investment in clean energy and climate in history, the Biden administration’s clean energy plan will continue to reshape and recharge our economy for many decades to come.

This report analyzes public announcements from the private sector since the passage of the Inflation Reduction Act to demonstrate the breadth and scale of the growing clean energy economy being built nationwide and the direct benefits for communities of color. Specifically, this report finds:

- **A majority of new clean energy jobs and projects are located in communities of color across America.**
- 129 projects located in communities of color across 34 states are creating more than 85,263 new clean energy jobs and \$100.34 billion in investment.
- Arizona, Georgia, South Carolina, Nevada, and Michigan are home to the largest number of new clean energy jobs in communities of color.
- In Black communities, there are 71 new clean energy projects, spurring \$42.7 billion in investment and 42,513 new clean energy jobs since the passage of the IRA. South Carolina, Georgia, Michigan, New York, and Tennessee are home to the largest number of new clean energy jobs in Black communities.
- In Latino communities, there are 43 new clean energy projects, spurring \$28.5 billion in investment and 35,105 new clean energy jobs since the passage of the IRA. Arizona, Nevada, California, Texas, and Rhode Island are home to the largest number of new clean energy jobs in Latino communities.

- In Native American communities, there are 48 new clean energy projects, spurring \$32.2 billion in investment and 37,987 new clean energy jobs since the passage of the IRA. Arizona, Nevada, Oklahoma, California, and Texas are home to the largest number of new clean energy jobs in Native American communities.
- In Asian/Asian American communities, there are 22 new clean energy projects, spurring \$8.2 billion in investment and 14,303 new clean energy jobs since the passage of the IRA. Nevada, New York, Michigan, Ohio, and Texas are home to the largest number of new clean energy jobs in Asian communities.
- In Native Hawaiian and Other Pacific Islander communities, there are 40 new clean energy projects, spurring \$48.7 billion in investment and 33,397 new clean energy jobs since the passage of the IRA. Arizona, Nevada, Idaho, Rhode Island, and Tennessee are home to the largest number of new clean energy jobs in Native Hawaiian and Other Pacific Islander communities.

### **THE 85,263 (AND COUNTING) NEW CLEAN ENERGY JOBS IN COMMUNITIES OF COLOR ACROSS THE UNITED STATES**

Nationally, clean energy projects creating **142,016 new jobs** in **41 states** and **generating \$242.81 billion for local communities were announced or advanced** between August 16, 2022, and March 31, 2023. Of the total **191 new clean energy projects nationally**, 129 are located in communities of color across 34 states, representing \$100,346,412,175 in new investment and 85,263 new clean energy jobs.

States with the highest number of new clean energy jobs in communities of color:

- **First:** 12,120 jobs in Arizona.
- **Second:** 11,461 jobs in Georgia.
- **Third:** 11,060 jobs in South Carolina.
- **Over 10,000:** 10,800 jobs in Nevada.
- **Over 3,000:** 7,082 jobs in Michigan, 3,515 jobs in Oklahoma, 3,465 jobs in New York, and 3,300 jobs in California.
- **Over 1,000:** 2,997 jobs in Tennessee, 2,800 jobs in North Carolina, 2,743 jobs in Texas, 2,000 jobs in Idaho, 1,850 jobs in Rhode Island, 1,500 jobs in Florida, 1,432 jobs in Colorado, 1,103 jobs in Kentucky, 1,100 jobs in Alabama, and 1,000 jobs in Ohio.

States with the highest investment in new clean energy projects located in communities of color:

- **Largest:** \$15 billion in Idaho
- **Second:** \$11.62 billion in Georgia.

- **Over \$5 billion:** \$11 billion in Utah, \$10.92 billion in South Carolina, \$8.25 billion in Arizona, \$5.56 billion in North Carolina, and \$5.45 billion in California.
- **Over \$2 billion:** \$4.92 billion in Texas, \$4.79 billion in Michigan, \$4.71 billion in Tennessee, and \$4.54 billion in Nevada.
- **Over \$1 billion:** \$1.72 billion in Washington, \$1.56 billion in Kentucky, \$1.53 billion in Ohio, \$1.45 billion in Oklahoma, \$1.2 billion in Alabama, \$1.07 billion in Colorado, and \$1 billion in Oregon.

TOP STATES WITH NEW CLEAN ENERGY JOBS IN COMMUNITIES OF COLOR		
STATE	# OF JOBS	INVESTMENT \$
ARIZONA	12,120 JOBS	\$8.25 BILLION
GEORGIA	11,461 JOBS	\$11.62 BILLION
SOUTH CAROLINA	11,060 JOBS	\$10.92 BILLION
NEVADA	10,800 JOBS	\$4.54 BILLION
MICHIGAN	7,082 JOBS	\$4.79 BILLION
OKLAHOMA	3,515 JOBS	\$1.45 BILLION
NEW YORK	3,465 JOBS	\$543 MILLION
CALIFORNIA	3,300 JOBS	\$5.45 BILLION
TENNESSEE	2,997 JOBS	\$4.71 BILLION
NORTH CAROLINA	2,800 JOBS	\$5.56 BILLION

SOURCE: U.S. Census Bureau, 2020 Census, Climate Power Clean Energy Boom Report, April 2023

Congressional Districts with the highest number of new clean energy jobs in communities of color:

- **First:** 9,900 jobs in NV-2.
- **Second:** 6,400 jobs in AZ-4.
- **Third:** 6,000 jobs in GA-11.
- **Over 3,000:** 4,000 jobs in SC-26 and 3,200 jobs in MI-7.
- **Over 1,000:** 2,800 jobs in AZ-5, 2,625 jobs in SC-6, 2,500 jobs in CA-25, 2,205 jobs in SC-5, 2,112 jobs in MI-6, and 2,000 jobs in ID-2.

Congressional Districts with the highest investment in new clean energy projects located in communities of color:

- **Largest:** \$15 billion in ID-2.
- **Second:** \$11 billion in UT-3.

- **Over \$4 billion:** \$7.5 billion in GA-11, \$5.6 billion in AZ-5, \$5 billion in NC-9, \$4.54 billion in NV-2, \$4.09 billion in TX-13, \$4 billion in CA-25.
- **Over \$3 billion:** \$3.57 billion in TN-7 and \$3.5 billion in SC-1.
- **Over \$2 billion:** \$2.6 billion in MI-7, \$2.6 billion in GA-3, and \$2 billion in SC-26.
- **Over \$1 billion:** \$1.74 billion in SC-5, \$1.7 billion in SC-4, \$1.6 billion in MI-6, \$1.56 billion in KY-1, \$1.45 billion in OK-2, \$1.4 billion in AZ-7, \$1.25 billion in AZ-4, \$1.02 billion in TN-3, \$1 billion in AL-4, \$1 billion in OR-1, and \$1 billion in WA-1.

TOP CONGRESSIONAL DISTRICTS WITH NEW CLEAN ENERGY JOBS IN COMMUNITIES OF COLOR		
CONGRESSIONAL DISTRICT	# OF JOBS	INVESTMENT \$
NV-2	9,900 JOBS	\$4.54 BILLION
AZ-4	6,400 JOBS	\$1.25 BILLION
GA-11	6,000 JOBS	\$7.5 BILLION
SC-26	4,000 JOBS	\$2 BILLION
MI-7	3,200 JOBS	\$2.6 BILLION
AZ-5	2,800 JOBS	\$5.6 BILLION
SC-6	2,625 JOBS	\$572 MILLION
CA-25	2,500 JOBS	\$4 BILLION
SC-5	2,205 JOBS	\$1.74 BILLION
MI-6	2,112 JOBS	\$1.6 BILLION

SOURCE: [U.S. Census Bureau, 2020 Census, Climate Power Clean Energy Boom Report, April 2023](#)

Plans include 51 new battery manufacturing sites in places like Augusta, Georgia; Tucson, Arizona; and St. Louis, Missouri. So far, companies have announced plans for 26 new or expanded electric vehicle manufacturing facilities in Pryor, Oklahoma; Montgomery, Alabama; Detroit, Michigan — and more. A further 36 plans were announced to expand wind and solar manufacturing in cities including Pueblo, Colorado; Sacramento, California; and Poinciana, Florida. The majority of the projects are in 10 states — South Carolina, Georgia, Arizona, Texas, California, Michigan, New York, Nevada, Tennessee, and North Carolina.

TOP 10 JOBS PROJECTS IN COMMUNITIES OF COLOR			
PROJECT	STATE	# OF JOBS	COMMUNITY DEMOGRAPHICS
KORE POWER GIGAFACTORY	AZ	6,400	BUCKEYE: 46.6% HISPANIC/LATINO

			MARICOPA COUNTY: 32% HISPANIC/LATINO, 2.9% NATIVE AMERICAN
REDWOOD MATERIALS MCCARRAN CAMPUS	NV	5,000	WASHOE COUNTY: 25.9% HISPANIC/LATINO, 2.3% NATIVE AMERICAN, 6.1% ASIAN
SCOUT MOTORS EV PLANT	SC	4,000	BLYTHEWOOD TOWN: 40% BLACK/AFRICAN AMERICAN  RICHLAND COUNTY: 49.4% BLACK/AFRICAN AMERICAN
HYUNDAI AND SK ON GIGAFACTORY	GA	3,500	CARTERSVILLE: 14.2% BLACK/AFRICAN AMERICAN
ULTIUM CELLS BATTERY PLANT	MI	3,200	LANSING: 24.2% BLACK/AFRICAN AMERICAN
TESLA NEVADA GIGAFACTORY EXPANSION	NV	3,000	SPARKS: 34.3% HISPANIC/LATINO  WASHOE COUNTY: 25.9% HISPANIC/LATINO, 6.1% ASIAN, 2.3% NATIVE AMERICAN
LGES GIGAFACTORY	AZ	2,800	MARICOPA COUNTY: 32% HISPANIC/LATINO, 2.9% NATIVE AMERICAN  PINAL COUNTY: 31.4% HISPANIC/LATINO, 6.5% NATIVE AMERICAN
STATEVOLT GIGAFACTORY	CA	2,500	IMPERIAL: 80.2% HISPANIC/LATINO,  IMPERIAL COUNTY: 85.8% HISPANIC/LATINO 2.6% NATIVE AMERICAN
QCELLS SOLAR MANUFACTURING PLANT	GA	2,500	CARTERSVILLE: 14.2% BLACK/AFRICAN AMERICAN
OUR NEXT ENERGY GIGAFACTORY	MI	2,112	VAN BUREN TOWNSHIP: 28.5% BLACK/AFRICAN AMERICAN  WAYNE COUNTY: 38.4% BLACK/AFRICAN AMERICAN

SOURCE: [U.S. Census Bureau, 2020 Census, Climate Power Clean Energy Boom Report, April 2023](#)

TOP 10 PROJECTS WITH THE LARGEST INVESTMENT IN COMMUNITIES OF COLOR			
PROJECT	STATE	INVESTMENT \$	COMMUNITY DEMOGRAPHICS
MICRON MEMORY CHIP PLANT	ID	\$15 BILLION	BOISE: 0.3% NATIVE HAWAIIAN/PACIFIC ISLANDER
TEXAS INSTRUMENTS LEHI SEMICONDUCTOR FACTORY	UT	\$11 BILLION	UTAH COUNTY: 1.0% NATIVE HAWAIIAN/PACIFIC ISLANDER  LEHI CITY: 0.5% NATIVE HAWAIIAN/PACIFIC ISLANDER
LGES GIGAFACTORY	AZ	\$5.6 BILLION	MARICOPA COUNTY: 32% HISPANIC/LATINO 2.9% NATIVE AMERICAN 0.3% NATIVE HAWAIIAN/PACIFIC ISLANDER  PINAL COUNTY: 31.4% HISPANIC/LATINO 6.5% NATIVE AMERICAN 0.4% NATIVE HAWAIIAN/PACIFIC ISLANDER  QUEEN'S CREEK: 0.5% NATIVE HAWAIIAN/PACIFIC ISLANDER
HYUNDAI AND SK ON GIGAFACTORY	GA	\$5 BILLION	CARTERSVILLE: 14.2% BLACK/AFRICAN AMERICAN
WOLFSPEED CHIP FACTORY	NC	\$5 BILLION	SILER CITY: 18.5% BLACK/AFRICAN AMERICAN, 52.9% HISPANIC/LATINO  CHATHAM COUNTY: 1.3% NATIVE AMERICAN
STATEVOLT GIGAFACTORY	CA	\$4 BILLION	IMPERIAL: 80.2% HISPANIC/LATINO,  IMPERIAL COUNTY: 85.8% HISPANIC/LATINO 2.6% NATIVE AMERICAN
AIR PRODUCTS RENEWABLE HYDROGEN FACTORY	TX	\$4 BILLION	WILBARGER COUNTY: 31.3% HISPANIC/LATINO, 1.7% NATIVE AMERICAN
TESLA NEVADA GIGAFACTORY EXPANSION	NV	\$3.6 BILLION	SPARKS: 34.3% HISPANIC/LATINO 0.7% NATIVE HAWAIIAN/PACIFIC ISLANDER  WASHOE COUNTY:

			25.9% HISPANIC/LATINO, 6.1% ASIAN, 2.3% NATIVE AMERICAN 0.8% NATIVE HAWAIIAN/PACIFIC ISLANDER
REDWOOD MATERIALS GIGAFACTORY	SC	\$3.5 BILLION	BERKELEY COUNTY: 24.9% BLACK/AFRICAN AMERICAN
LG CHEM CATHODE FACTORY	TN	\$3 BILLION	CLARKSVILLE: 22.7% BLACK/AFRICAN AMERICAN 0.3% NATIVE HAWAIIAN/PACIFIC ISLANDER  MONTGOMERY COUNTY: 22.1% BLACK/AFRICAN AMERICAN 0.4% NATIVE HAWAIIAN/PACIFIC ISLANDER

SOURCE: [U.S. Census Bureau, 2020 Census, Climate Power Clean Energy Boom Report, April 2023](#)

## SNAPSHOTS: THE CLEAN ENERGY ECONOMIC BOOM IN COMMUNITIES OF COLOR

States around the country have benefited from the provisions of the national clean energy plan. Even [climate deniers have touted the benefits of the law](#) for their communities because they now understand that this clean energy plan means big investments and new jobs. Already, the new law has significantly benefited local economies and will provide family-sustaining wages in communities of color from coast to coast.

### SPOTLIGHT: BLACK/AFRICAN AMERICAN COMMUNITIES

In total, there are 71 projects in communities with sizeable Black populations, spanning 18 states: AL, FL, GA, IN, KY, LA, MD, MI, MN, MO, NJ, NY, NC, OH, SC, TN, TX, and VA. The top states for new clean energy jobs in Black communities are South Carolina, Georgia, Michigan, New York, and Tennessee. The top states for investments in projects in Black communities are Georgia, South Carolina, North Carolina, Michigan, and Tennessee.

**\$42.7 B**

INVESTMENTS IN  
NEW CLEAN ENERGY PROJECTS



**42,513**

CLEAN ENERGY JOBS IN BLACK COMMUNITIES  
SINCE PASSAGE OF THE IRA

TOP 5 STATES WITH NEW JOBS IN BLACK/AFRICAN AMERICAN COMMUNITIES		
STATE	# OF JOBS	INVESTMENT \$
SOUTH CAROLINA	11,060 JOBS	\$10.92 BILLION
GEORGIA	10,951 JOBS	\$11.45 BILLION
MICHIGAN	7,082 JOBS	\$4.79 BILLION
NEW YORK	3,215 JOBS	\$468 MILLION
TENNESSEE	2,997 JOBS	\$4.71 BILLION

SOURCE: U.S. Census Bureau, 2020 Census, Climate Power Clean Energy Boom Report, April 2023

### Additional Highlights:

- In March 2023, Albemarle announced their plan to invest at least **\$1.3 billion** in their lithium hydroxide Mega-Flex facility in Chester County, SC, which is **36.3% Black/African American**. Albermarle's processing facility will be supported by **dedicated training programs** at educational institutions, including Cleveland Community College, Virginia Tech, and North Carolina State University, Asheville. Production at the facility would facilitate the manufacture of an estimated **2.4 million electric vehicles annually and support the Inflation Reduction Act**.
- In December 2022, **Ultium** received a **\$2.5 billion Department of Energy loan** thanks to the IRA for three EV battery factories, including a **\$2.6 billion** Ultium and LG Energy Solution **manufacturing plant** in Lansing, MI, which is **24.2% Black/African American**. Ultium broke ground on the Lansing facility in September 2022. **LG Energy Solution is also part of a talent recruitment program** that will offer up to \$10,000 in scholarships to as many as 350 top technology students and train thousands for production jobs in the EV and mobility industry.
- In October 2022, Our Next Energy (ONE) announced it would invest \$1.6 billion to establish a battery cell manufacturing plant in Van Buren Township, MI, which is **28.5% Black/African American**. Wayne County, MI, where Van Buren Township is located, is **38.4% Black/African American**. **ONE's founder called** the IRA an “enormous gift” to shape the future of EVs. **ONE is also part of a talent recruitment program** that will offer up to \$10,000 in scholarships to as many as 350 top technology students and train thousands for production jobs in the EV and mobility industry.



## SPOTLIGHT: HISPANIC/LATINO COMMUNITIES

In total, there are 43 projects in communities with sizeable Hispanic/Latino populations, spanning 13 states: AZ, CA, CO, FL, GA, IL, NC, NM, NV, NY, RI, TX, and WA. Arizona, Nevada, California, Texas, and Rhode Island are the top states for new clean energy jobs in Hispanic/Latino communities. The top states for investments in projects in Hispanic/Latino communities are Arizona, California, North Carolina, Texas, and Nevada.

**\$28.5 B**

INVESTMENTS IN  
CLEAN ENERGY PROJECTS



**35,105**

CLEAN ENERGY JOBS IN LATINO COMMUNITIES  
SINCE PASSAGE OF THE IRA

TOP 5 STATES WITH NEW JOBS IN HISPANIC/LATINO COMMUNITIES		
STATE	# OF JOBS	INVESTMENT \$
ARIZONA	12,120 JOBS	\$8.25 BILLION
NEVADA	10,650 JOBS	\$4.42 BILLION
CALIFORNIA	3,300 JOBS	\$5.12 BILLION
TEXAS	2,543 JOBS	\$4.92 BILLION
RHODE ISLAND	1,850 JOBS	\$200 MILLION

SOURCE: U.S. Census Bureau, 2020 Census, Climate Power Clean Energy Boom Report, April 2023

### Additional Highlights:

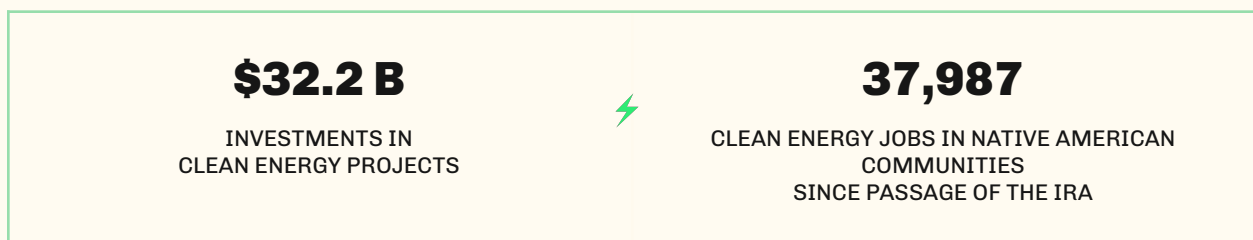
- In April 2022, [Statevolt](#) announced it would build a 54-gigawatt-hour EV battery factory in Southern California's Imperial Valley. In January 2023, Statevolt said it is committed to supporting growth and regeneration in the area and would adopt a “hyper-local business model” to [provide direct employment](#) for up to [2,500 people](#) in the Imperial Valley community. The population of Imperial County is [85.8% Hispanic/Latino](#). Statevolt’s founder and CEO, Lars Carlstrom, [said](#), “The Inflation Reduction Act has opened up new opportunities and incentives for strategic sectors like ours, helping the U.S. establish itself as the global leader in clean energy solutions.”
- LG Energy Solutions (LGES) [first announced](#) a \$1.4 billion investment to build a Queen Creek, AZ, battery factory in March 2022 but was [put on hold](#) in June 2022. Following the IRA’s passage, LGES announced it would invest [\\$5.6 billion](#) in the previously paused Arizona gigafactory. An LGES Executive said the company was

adjusting plans for the project to meet [increasing demand driven by the IRA](#). Maricopa County, where Queen Creek is located, is [32% Hispanic/Latino](#).

- KORE Power CEO Lindsay Gorrill [applauded the IRA's passage](#) and said it provides an “incredible lift” to his company’s gigafactory development in Buckeye, AZ, which hopes to claim the law’s tax credits. Additionally, Kore Power has [said that it expects](#) demand for their batteries to increase because of the IRA’s passage. Buckeye’s population is [46.6% Hispanic/Latino](#).
- Sila Nanotechnologies is set to invest \$300 million in its Moses Lake, WA, lithium-ion anode battery materials factory, on top of a \$100 million Bipartisan Infrastructure Law grant the company received for the site in October 2022. [Moses Lake's](#) population is 37.3% Hispanic/Latino, and [Grant County, where Moses Lake is located](#), is 43.1% Hispanic/Latino. Sila is [working with](#) local high schools, vocational training programs, and local community colleges such as Big Bend Community College and Columbia Basin College to recruit and train workers for the facility.

## SPOTLIGHT: NATIVE AMERICAN COMMUNITIES

In total, there are 48 projects in communities with sizeable Native American populations, spanning 16 states: AL, AZ, CA, CO, GA, ME, MN, NC, ND, NM, NV, OK, RI, TX, WA, and WI. The top states for new clean energy jobs in Native American communities are Arizona, Nevada, Oklahoma, California, and Texas. The top states for investments in projects in Native American communities are Arizona, North Carolina, California, Nevada, and Texas.



TOP 5 STATES WITH NEW JOBS IN NATIVE AMERICAN COMMUNITIES		
STATE	# OF JOBS	INVESTMENT \$
ARIZONA	12,120 JOBS	\$8.25 BILLION
NEVADA	10,800 JOBS	\$4.54 BILLION
OKLAHOMA	3,515 JOBS	\$1.45 BILLION

CALIFORNIA	2,500 JOBS	\$4.75 BILLION
TEXAS	1,860 JOBS	\$4.13 BILLION

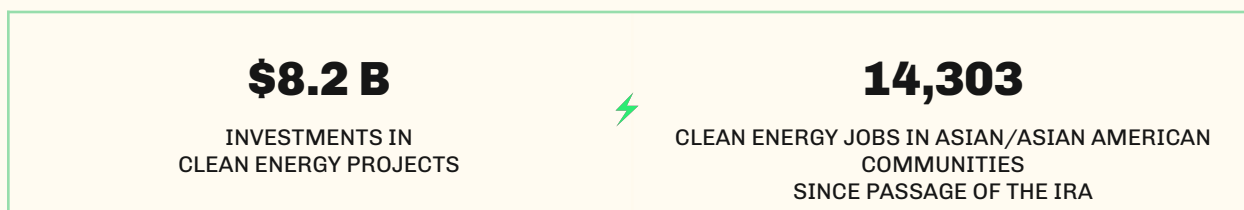
SOURCE: U.S. Census Bureau, 2020 Census, Climate Power Clean Energy Boom Report, April 2023

### Additional Highlights:

- Thanks to [President Biden's Investing in America agenda](#), Canoo announced a battery module manufacturing facility at MidAmerica Industrial Park in Pryor, OK, which is [17.1% Native American](#). Canoo said that the battery campus “will implement workforce training programs in partnership with the Cherokee Nation, MidAmerica and other local training partners with a goal to provide high paying light blue collar jobs to the local community.”
- On January 13, 2023, the [Department of Energy announced](#) a \$700 million loan to Ioneer Rhyolite Ridge to develop a lithium-boron project to supply lithium carbonate for electric vehicle batteries. The project is located in Nevada's Esmeralda County, which is [7.5% Native American](#). Rhyolite Ridge has been [working with local tribes](#) to understand cultural resource and environmental concerns and to explore opportunities for economic development, job training, and initiatives for tribes to participate in the clean energy economy.
- In September 2022, [Cirba Solutions announced](#) it would build a new lithium-ion battery recycling facility in Eloy, AZ, citing new incentives from the IRA. The population of Pinal County, where Eloy is located, is [6.5% Native American](#).

### SPOTLIGHT: ASIAN/ASIAN AMERICAN COMMUNITIES

In total, there are 23 projects in communities with sizeable Asian/Asian American populations, spanning ten states: CA, MA, MI, NC, NV, NY, OH, OR, TX, and WA. The top states for new clean energy jobs in Asian/Asian American communities are Nevada, New York, Michigan, Ohio, and Texas. The top states for investments in projects in Asian/Asian American communities are Nevada, Oregon and Washington (tied), Texas, and California.



### TOP 5 STATES WITH NEW JOBS IN ASIAN/ASIAN AMERICAN COMMUNITIES

STATE	# OF JOBS	INVESTMENT \$
NEVADA	8,000 JOBS	\$3.6 BILLION
NEW YORK	1,870 JOBS	\$215 MILLION
MICHIGAN	1,300 JOBS	\$224 MILLION
OHIO	1,000 JOBS	\$600 MILLION
TEXAS	883 JOBS	\$793 MILLION

SOURCE: [U.S. Census Bureau, 2020 Census, Climate Power Clean Energy Boom Report, April 2023](#)

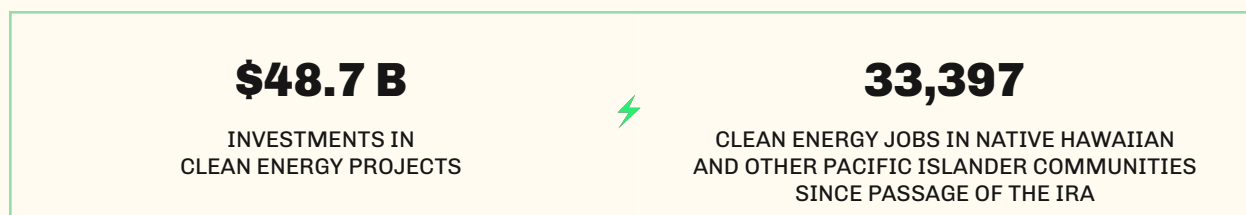
### Additional Highlights:

- On February 9, 2023, the [Department of Energy announced](#) a \$2 billion loan commitment to Redwood Materials to build and expand a battery materials campus in McCarran, NV. Washoe County, where McCarran is located, has a population that is [6.1% Asian/Asian American](#). The project will create 3,400 good-paying construction jobs and employ approximately 1,600 full-time employees, including labor, technical staff, and on-site management. In addition, Redwood Materials [will rely on](#) a construction workforce of union, minority and/or woman-owned business enterprises.
- In October 2022, Lear [announced it would open](#) a \$112.5 million battery plant in Independence Township, MI. Oakland County, where Independence Township is located, has a population that is [8.4% Asian/Asian American](#). The [plant will build](#) battery connector units for GM EVs, and [news reports state](#) the expansion was “in response to incentives for on-shoring included in the Inflation Reduction Act.”
- In September 2022, [SK Signet announced](#) that it would create highly skilled jobs for a new EV charger manufacturing facility in Plano, TX, which is [22.3% Asian/Asian American](#). [News reports claim](#) that the manufacturing facility “will align with the goals of the Infrastructure Investment and Jobs Act and the National Electric Vehicle Infrastructure (NEVI) program, boosting domestic manufacturing of secure, interoperable EV chargers and supporting the growth of a nationwide EV charging infrastructure.” [The Mayor of Plano, claimed](#), “the company's innovative technology is a perfect fit for our business community.”

### SPOTLIGHT: NATIVE HAWAIIAN AND PACIFIC ISLANDER COMMUNITIES

In total, there are 40 projects in communities with sizeable Native Hawaiian and Pacific Islander populations, spanning 17 states: AZ, CA, CO, FL, GA, ID, KY, MA, NV, NY, OR, RI, SC, TN, TX, UT, and WA. The top states for new clean energy jobs in Native Hawaiian and Other

Pacific Islander communities are Arizona, Nevada, Idaho, Rhode Island, and Tennessee. The top states for investments in projects in Native Hawaiian and Other Pacific Islander communities are Idaho, Utah, Arizona, Nevada, and Tennessee.



TOP 5 STATES WITH NEW JOBS IN NATIVE HAWAIIAN AND OTHER PACIFIC ISLANDER COMMUNITIES		
STATE	# OF JOBS	INVESTMENT \$
ARIZONA	10,970 JOBS	\$7.05 BILLION
NEVADA	9,900 JOBS	\$4.54 BILLION
IDAHO	2,000 JOBS	\$15 BILLION
RHODE ISLAND	1,850 JOBS	\$200 MILLION
TENNESSEE	1,718 JOBS	\$3.57 BILLION

SOURCE: U.S. Census Bureau, 2020 Census, Climate Power Clean Energy Boom Report, April 2023

### Additional Highlights:

- On March 6, 2023, [Amprius](#) announced it will build a new gigafactory in Adams County, Colorado, which is [0.3% Native Hawaiian and Pacific Islander](#). In October, the U.S. Department of Energy awarded Amprius a \$50 million cost-sharing grant as the result of the Biden administration’s Infrastructure Law. According to the [Department of Energy](#), “Amprius is committed to diversity, equity and inclusion (DEI) efforts and has a plan that includes creating 332 new jobs wherever the project is ultimately located, with approximately 300 positions sourced locally with a recruiting emphasis in disadvantaged communities.”
- In October 2022, [Evelution Energy](#) announced it would develop a battery-grade cobalt sulfate processing facility in Yuma County, Arizona, which is [0.3% Native Hawaiian and Pacific Islander](#). The facility will create [360 jobs](#) while providing [40%](#) of the expected 2027 U.S. cobalt demand, which will be driven by EVs. Evelution Energy said it would provide [free training programs](#) for its new workers at the Arizona Western College campus.
- In September 2022, [Heritage Battery Recycling](#), an affiliate of [Cirba Solutions](#), announced plans to construct a lithium-ion battery recycling facility in

Eloy, Arizona, which is 1.8% Native Hawaiian and Pacific Islander. Cirba Solutions' President & CEO, David Klanecky said that federal incentives for EVs included in the Inflation Reduction Act, “ensure that lithium-ion battery recycling will be critical for auto-manufacturers to meet demand and have a sustainable future.”

## ACROSS THE COUNTRY, NEW INVESTMENTS IN CLEAN ENERGY PROJECTS IN COMMUNITIES OF COLOR CONTINUE TO SPUR JOBS

BY THE NUMBERS		
STATE	JOBS	INVESTMENT
ALABAMA	1,100 JOBS	\$1.2 BILLION
ARIZONA	12,120 JOBS	\$8.25 BILLION
CALIFORNIA	3,300 JOBS	\$5.45 BILLION
COLORADO	1,432 JOBS	\$1.07 BILLION
FLORIDA	1500 JOBS	\$451 MILLION
GEORGIA	11,461 JOBS	\$11.62 BILLION
IDAHO	2,000 JOBS	\$15 BILLION
ILLINOIS	50 JOBS	-
INDIANA	-	\$491 MILLION
IOWA	700 JOBS	-
KENTUCKY	1103 JOBS	\$1.56 BILLION
LOUISIANA	230 JOBS	\$861 MILLION
MAINE	200 JOBS	\$6 MILLION
MARYLAND	460 JOBS	\$70 MILLION
MASSACHUSETTS	-	-
MICHIGAN	7,082 JOBS	\$4.79 BILLION
MINNESOTA	-	-
MISSOURI	150 JOBS	\$400 MILLION
NEVADA	10,800 JOBS	\$4.54 BILLION
NEW JERSEY	200 JOBS	-
NEW MEXICO	250 JOBS	\$60 MILLION
NEW YORK	3,465 JOBS	\$543 MILLION

NORTH CAROLINA	2,800 JOBS	\$5.56 BILLION
NORTH DAKOTA	150 JOBS	\$871 MILLION
OHIO	1,000 JOBS	\$1.53 BILLION
OKLAHOMA	3,515 JOBS	\$1.45 BILLION
OREGON	280 JOBS	\$1 BILLION
RHODE ISLAND	1,850 JOBS	\$200 MILLION
SOUTH CAROLINA	11,060 JOBS	\$10.92 BILLION
TENNESSEE	2,997 JOBS	\$4.71 BILLION
TEXAS	2,743 JOBS	\$4.92 BILLION
UTAH	800 JOBS	\$11 BILLION
VIRGINIA	165 JOBS	\$37 MILLION
WASHINGTON	800 JOBS	\$1.72 BILLION
WISCONSIN	200 JOBS	-
<b>TOTAL OF 85,263 JOBS</b>		

SOURCE: [U.S. Census Bureau, 2020 Census, Climate Power Clean Energy Boom Report, April 2023](#)

## METHODOLOGY

*This report analyzes public announcements from the private sector since the passage of the Inflation Reduction Act to demonstrate the breadth and scale of the growing clean energy economy being built all across the country and the direct benefits for communities of color. **For this analysis, we use U.S. census data to define communities of color as counties, cities, or towns with “sizeable populations” of residents who are either Black/African American, Hispanic/Latino, Asian/Asian American, Native American, or Native Hawaiian and Other Pacific Islander. “sizeable populations” are defined as those at or above the national average as per the 2020 U.S. Census – which stands at 13.6% or more Black/African American, 18.9% or more Hispanic/Latino, 6.1% or more Asian/Asian American, 1.3% or more Native American, and 0.3% Native Hawaiian and Other Pacific Islander.***